

TABLE OF CONTENTS

	PARAGRAPH	PAGE
GENERAL RULES AND REGULATIONS	GR-00	1
Disciplinary Procedure	GR-09	6
Ethics	GR-12	8
Executive Committee Jurisdiction	GR-11	8
Fraudulent Practices	GR-08	6
Inquiries	GR-05	3
Liability	GR-02	2
Membership	GR-01	1
Notices	GR-04	2
Protests and Complaints	GR-06	3
Reciprocity	GR-10	7
Records	GR-14	11
Release of Liability	GR-03	2
Standing Committees	GR-13	10
Violations	GR-07	4
REGISTRATION RULES AND REGULATIONS	RR-00	12
Artificial Insemination	RR-06	15
Duplicate and/or Corrected Certificates	RR-04	14
Eligible Horses	RR-02	13
In-Eligible Horses	RR-03	14
Registration Classifications:	RR-01	12
Appendix Registrations	RR-01, A1	12
Tentative Registrations	RR-01, A2	12
Permanent Registrations	RR-01, A3	12
Buckskin Bred Registration		12
Transfers and Surrender of Certificates	RR-05	14
SHOW & CONTEST RULES AND REGULATIONS	SR-00	15
Awards	SR-19	52
Drugs and Abuse	SR-13	38
Medication Addendum		40
Equipment:	SR-11, A	30
Bits – Western	SR-11, G	32
Bits – English	SR-11, H	33
Bits - Jumping	SR-11, I	33
Hackamore	SR-11, F	32
Halter	SR-11, B	30
English Performance	SR-11, D	31
Reins	SR-11, K	34
Romal	SR-11, J	34
Roping and Timed Events	SR-11, E	32
Western Performance	SR-11, C	31
Exhibitor Attire	SR-10	29
Exhibitor Requirements:	SR-09	28
Amateur Classes	SR-09, D	28
Amateur Select Classes	SR-09, D1	28
Judges as Exhibitors	SR-09, G	28
Open Classes	SR-09, B	27
Youth Activity Classes	SR-09, C	27
Go-Rounds: Eliminations & Finals	SR-20	54
Judges	SR-06	21
Leased Horses	SR-09, H	29
Minimum Show Requirements	SR-03	19
Miscellaneous Show Rules	SR-15	46

Multi-Judge Shows	SR-04	20
Performance Class - General Rules	SR-16	48
Performance Gaits	SR-17	50
Points	SR-18	51
Questionable Color/Eligibility at Shows	SR-05	21
Ring Stewards& Announcers	SR-07	26
Rule Discrepancies at Shows	SR-14	46
Safety Requirements	SR-12	37
Show Approvals	SR-01	15
Show Manager and Show Secretary	SR-08	27
Show Results	SR-02	18
OPEN CLASS RULES AND REGULATIONS	OR-00	55
Barrel Racing	OR-19	95
Cutting	OR-25	108
Dally Team Roping-Heading	OR-22	99
Dally Team Roping -Heeling	OR-23	99
Disciplined Rail - English Equipment	OR-29	115
Disciplined Rail - Western	OR-14	71
Dun Factor	OR-02	56
Halter:	OR-01	55
Halter Equipment	OR-01, D	56
Broodmare Eligibility	OR-01, B1	55
Mandatory Classes	OR-01, A	55
Optional Classes	OR-01, B	55
Performance Halter	OR-01, B2	55
Hunter Under Saddle	OR-12	69
Hunter Hack	OR-13	70
In-Hand Trail	OR-06/07	64
Jumping	OR-26	111
Longe Line Classes	OR-04/05	59
Performance Class Listing	OR-10	67
Pole Bending	OR-20	96
Reining	OR-17	79
Roping Events		97
Tie Down Roping	OR-21	97
Trail - General	OR-15/16	71
Hunt Seat Trail	OR-16,	75
Western Trail	OR-15,	74
Western Pleasure	OR-11	66
Western Riding	OR-18	87
Working Cow Horse	OR-24	101
Working Hunter	OR-28	114
YOUTH ACTIVITY RULES AND REGULATIONS	YR-00	117
Awards	YR-05	118
Eligibility of Horses	YR-03	117
Irregularities:	YR-08	120
Points	YR-07	120
Required Age Divisions	YR-04	118
Youth Show or Class Approvals	YR-01	117
Titles and Announcements	YR-06	120
Youth Activity Class Listing	YR-09	120
Youth Activity Class Rules	YR-10	121
Hunt Seat Equitation	YR-28Y	134
Showmanship at Halter	YR-03 & YR-03A	121
Western Horsemanship	YR-27Y	129
Youth Reining	YR-17Y	126

Youth Activity Requirements	YR-02	117
LEAD LINE	YRL-00	138
WALK TROT	YRW-00	138
AMATEUR RULES AND REGULATIONS	AR-00	139
Amateur Class Listing	AR-09	142
Amateur Class Rules	AR-10	142
Amateur Eligibility	AR-02	139
Amateur Requirements	AR-03	140
Awards	AR-05	140
Eligibility of Horses	AR-04	141
Irregularities:	AR-08	142
Points	AR-07	142
Show Approvals	AR-01	139
Titles and Announcements	AR-06	141
AMATEUR SELECT RULES AND REGULATIONS	ASR-00	145
Amateur Select Eligibility	ASR-01	145
Amateur Select Class Listing	ASR-02	145
MINIATURE HORSE RULES AND REGULATIONS	MR-00	145
Miniature Horse Eligibility	MR-01	145
Miniature Horse Class Listing	MR-02	146
Miniature Awards	MR-03	160
RANCH HORSE RULES AND REGULATIONS	RR-00	161
Ranch Horse Class Listing	RR-01	161
Ranch Horse Awards	RR-01B	161
ADULT WALK TROT RULES & REGULATIONS	WR-00	172
Adult Walk Trot Eligibility	WR-02	172
Adult Walk Trot Eligibility of Horse	WR-03	173
Adult Walk Trot Class Listing	WR-04	173
Adult Walk Trot Awards	WR-05	173
BUCKSKIN BRED RULES AND REGULATIONS	BB-00	174
Buckskin Bred Class Listing	BB-01	174
Buckskin Bred Awards		174
CURRENT FEES		175

IBHA MISSION STATEMENT

- * To record and preserve the pedigree of Buckskin, Dun, Red Dun and Grulla horses registered with the Association while maintaining the integrity of the Association.
- * To provide beneficial services for its members that enhance and encourage ownership of IBHA registered horses and participation in the Association.
To improve the well-being of IBHA horses by establishing safe and humane rules and enforcing such rules. IBHA further supports and embraces the AQHA policy statement regarding the welfare of horses and follow their DISCLAIMER OF RESPONSIBILITY FOR SAFETY regarding IBHA shows or approved events.
- * To generate growth of IBHA membership through the promotion, advertising and publicity of the Association.

International Buckskin Horse Association, Inc.
P O Box 268 * Shelby, IN 46377
219-552-1013
www.ibha.net

GR-00. GENERAL RULES AND REGULATIONS

GR-01. MEMBERSHIPS

- A. Regular membership will be of two categories: Annual and Lifetime. In addition, there will be membership for Youth, Amateur, Amateur Select and Adult Walk Trot exhibitors. Membership fees are listed in "Fees Effective January 1, 2023" on the inside back cover of this handbook."
- B. Members will be admitted to the Association upon written application accompanied by the membership fee. Membership cards and a current copy of the IBHA Official Handbook will be issued to the last known address of a member upon acceptance. Membership approval will be determined by the Executive Committee. Membership in IBHA is a privilege, not a right and may be terminated or rejected by the Committee for any cause deemed detrimental or undesirable to the interests of IBHA, its programs, policies and/or harmonious relationship of its members as determined by the Executive Committee.
- C. An annual membership fee is to be submitted in U.S. funds to be applied on a calendar year basis or portion thereof as received. Fees are due and payable January 1 of the calendar year. An annual member, whose membership becomes delinquent, may be reinstated by submitting application and fee for the balance of the calendar year. Annual membership is not transferable.
- D. Life membership is to be submitted in U.S. funds. Life membership is not transferable but may be carried in the joint names of husband and wife. Should a death of one spouse or a divorce occur, the surviving spouse or successor will be entitled to exclusive life membership and has a one-time privilege to amend the life membership names to correctly reflect the successor's status by filing with IBHA a copy of a judicial decree, written evidence of death, or written evidence of consent by the terminating spouse.
- E. Application for membership must clearly indicate under what name the membership is to be recorded. The name of a party or parties applying for registration of a horse will be the same as appearing on the membership card.
- F. Every member, by joining the association, or nonmember, by purchasing an IBHA registered horse, filing registration applications or other documents with IBHA or participating in IBHA approved or sponsored events does thereby agree to abide by the IBHA Rules and Regulations. Such persons further agree not to commence any action, whether in law or equity against IBHA in any courts other than those Federal and State Courts located in Lake County, Indiana and if unsuccessful in attempts to overturn Association decisions, action, rules or regulations, to reimburse IBHA for its attorney fees, court costs and any other expenses in defense of such action or suit. Any and all IBHA membership fees are considered non-refundable.
- G. IBHA may award an Honorary Membership from time to time on either an annual or lifetime basis. The decision to award such membership will be at the discretion of IBHA officials.
- H. Youth membership is required for any youth exhibitors to participate in Youth Activity events as described in the Youth Activity sections under paragraphs "YR-00." Youth Activity membership fees are listed in "Fees Effective January 1, 2023" on the inside back cover of this handbook."
- I. Amateur membership is required for those persons qualified as amateurs

to participate in Amateur events as described in the Amateur sections under paragraphs "AR-00." Amateur membership fees are required in addition to regular membership fees and listed in "Fees Effective January 1, 2023" on the inside back cover of this handbook."

- J. Amateur Select membership is available for IBHA Amateur members who have turned 50 as of January 1 of the year of competition. Amateur Select membership fees are required in addition to regular membership fees plus amateur fees and listed in "Fees Effective January 1, 2023" on the inside back cover of this handbook."
- K. An Adult Walk Trot membership is available for members who have turned 19 as of January 1 of the year of competition. A Walk Trot membership is required in addition to regular membership. An exhibitor with a Walk Trot membership may show in the Walk Trot classes and only halter, dun factor, longe line, in hand trail and pleasure driving. A card may be returned to the office to allow the exhibitor to show in lope classes. Once the card has been returned that exhibitor may not switch back for the remainder of that calendar year.

GR-02. LIABILITY

- A. IBHA, its officers, directors, members of committees, inspectors, employees, representatives and agents will attempt to obtain true and complete information regarding all matters relating to IBHA activities. Except for proven intentional wrongdoing, neither IBHA nor its officers, directors, members of committees, inspectors, employees, representatives nor agents will be liable in any way, whether in damages or otherwise, for issuance of any pedigree certificate, transfer of such certificate, cancellation of a registration certificate, refusal to issue a registration certificate, for the issue of any pedigree statements, refusal to transfer any registration certificate for any disciplinary procedure brought against or penalties imposed on any member or person or for any other activities engaged in, by or on behalf of the International Buckskin Horse Association.

GR-03. RELEASE OF LIABILITY

- A. IBHA and any cosponsoring organizations will not be responsible for any personal injury, or for loss or damage to property, occurring at any IBHA activity. Each owner, exhibitor, handler or consignor shall indemnify and hold harmless the IBHA, its officers, directors, committees and employees from and against all claims, demands, causes of actions and expenses of every kind, including attorney's fees, arising out of or related in any manner to the acts or omissions of an owner, exhibitor, handler or consignor or the actions of any animal under the care, custody, or control of the owner, exhibitor, handler or consignor. Presentation of signed entry or consignment forms shall be deemed acceptance of the condition of this rule. In the event any entry or consignment form is not signed or presented, appearance on the grounds or at the sale ring of any IBHA activity as an exhibitor, handler, owner or consignor shall be deemed to be acceptance of the condition of this rule.

GR-04. NOTICES

- A. Every notice, required by the rules within this handbook and those other notices deemed necessary to serve, may be served by delivering copy of

the notice to the person involved, or the attorney of the person involved, either in person or by mail postage prepaid to the last known address as shown on IBHA records. Upon mailing, such notice shall be deemed received by such person when it is deposited in the United States mail.

GR-05. INQUIRIES

- A.** Any current IBHA member, in good standing, may submit an inquiry pertaining to registration of a horse, policies and procedures of IBHA, questionable conduct of judges, exhibitors or show committees for general information, or any other reasonable inquiry for the purpose of becoming knowledgeable of registry standards, policies and procedures. Such inquiries are to be submitted in writing as a matter of question for knowledge and are not to be construed as formal complaints. Such inquiry is to be signed with a complete mailing address to receive acknowledgment and answer. Inquiries not signed will be discarded with no attention given to the matter.
- B.** Inquiries will be handled through normal office procedures. An answer to an inquiry will be made by either the office staff or committee chairman responsible for the matter or able to answer the inquiry.
- C.** In case of a questionable horse that may involve registration eligibility, the office will proceed to investigate the matter to verify, correct, amend, cancel, or deny registration as the case may warrant. This may be done by verifying photos, requiring additional current photos or personal inspection of the horse in question. An eligibility inquiry may be denied if the questioned horse has been reviewed in the past and found to be eligible by the Registration Committee as ratified by the Executive Committee.
- D.** IBHA has the right to not reveal any party involved in an inquiry. IBHA maintains the right to request any information and/or explanations regarding an inquiry to allow determination of disposition of any inquiry. An inquiry of any nature, pertaining to IBHA that can be answered by the office staff will be handled by such staff members and considered being final satisfaction to the inquiry.

GR-06. PROTESTS AND COMPLAINTS

- A.** Only current members of IBHA, in good standing, have the privilege to file a written complaint and/or protest regarding any alleged rule violation. Procedure to file complaint or protest is as follows:
 - 1.** Complaint must be in writing and signed by the complainant.
 - 2.** The complaint will contain the alleged rule violation, date of occurrence, location and name of individual(s) and/or horses involved in the alleged rule violation.
 - 3.** A fee of one hundred dollars (\$100.00) must accompany the complaint or protest.
 - 4.** Protest or complaint must be submitted (postmarked) no later than 10 days from the date of the occurrence of the alleged rule violation. Any complaint or protest not meeting all the conditions, as spelled herein, will not be considered and the submitted fees will be forfeited by the party/ parties submitting such complaint or protest.
- B.** Upon justification of the complaint or protest, by the decision of the Executive Committee, the fee will be refunded. Should the complaint or protest be ruled unjustified by the Executive Committee the fee will not be

refunded.

- C. Upon receipt of a formal complaint or protest, a preliminary investigation will take place, in which all parties will have the opportunity to submit written responses. All information will be reviewed by the Executive Committee or appropriate committee as designated by the Executive Committee. Either committee may request a hearing and such hearing would be scheduled to interview any or all parties involved. Hearings are scheduled for not less than once each year, normally in conjunction with the IBHA convention. A special hearing may be scheduled as deemed necessary and convenient by the Executive Committee. Parties to a hearing will not be reimbursed for time or expense involved being in attendance at the hearing. Any party involved may have an attorney present or be represented by an attorney at the hearing. The decision of the Executive Committee or the appropriate committee holding a hearing will be given, in writing, within thirty (30) days of the last day of the hearing.
- D. Discrepancies between IBHA approved show classes and classes actually offered and/or conducted at a show shall be presented to the Executive Committee for judgement when properly submitted by the contestants or show management.

GR-07. VIOLATIONS

- A. It is the intent of the following paragraphs, but not limited to such paragraphs, to state cause for disciplinary action and/or suspension from IBHA as determined by the IBHA Executive Committee or appropriate committee or designated executive as stated within.
 - 1. No person shall treat any horse in a cruel or inhumane manner. Cruelty to horses other than IBHA horses is included in this prohibition, as it indicates a general course of dealing with horses that is unacceptable for IBHA membership qualification. For violation of this rule, an IBHA member may be disciplined, suspended, fined and/or expelled from IBHA. A non-member may be denied IBHA privileges. This prohibition against cruelty includes, but is not limited to IBHA members and/or owners of IBHA horses, their agents, representatives and employees, the actions for that a member or owner are also responsible.
 - 2. IBHA may accept the conviction of an individual, or judicial confiscation of a horse under state, federal, provincial or international law, for an offense of cruelty to or inhumane treatment of a horse, whether or not an IBHA horse is involved, as a presumptive violation of humane treatment and instill disciplinary action as pertains to the rules of cruelty and inhumane treatment of horses.
- B. No person will refuse, on reasonable request, to assist IBHA, its officers, committees, or agents in locating, identifying and inspecting, or to answer promptly and truthfully any inquiry concerning a horse, or an ancestor thereof, which has been registered or application received for registration, or transfer, or listing as an ancestor of a certain horse.
- C. No person will refuse an IBHA request for the return of a registration certificate, either before, after, or pending a hearing to determine registration or participation privilege in IBHA events. A registration certificate may be retained by IBHA until the matter for request is resolved. IBHA has the privilege to correct and/or cancel a registration certificate for cause under its rules and regulations. Ownership of an IBHA

registration certificate is retained by the association, and issued upon condition that the association has the continuing privilege to demand immediate return thereof for correction, cancellation or any other official reason under IBHA rules, and pending resolution of the matter, IBHA may retain possession thereof.

- D. No member of IBHA will refuse to comply with any reasonable request from IBHA regarding any information required to substantiate normal office procedures and/or information requested to substantiate claims or hearings or legal procedures or to clarify any pending matters that require documentation or decision. The Executive Committee may suspend a member for failure to abide by this rule.
- E. Any person acting or inciting or permitting any other act in a manner contrary to the rules of IBHA, or in a manner deemed unsportsmanlike, improper, unethical, dishonest, or intemperate, or prejudicial to the best interest of IBHA including but not limited to assault upon a person or cruelty to a horse at an IBHA sponsored event, will be reported to the Association and subject to disciplinary action by the Executive Committee.
- F. In furtherance of their official duties, all IBHA representatives will be treated with courtesy, cooperation and respect. No person will direct abusive or threatening conduct or language toward such representatives. Abusive or threatening conduct or language will be grounds for disciplinary action by the IBHA Executive Committee without benefit of hearing for all parties involved.
- G. Any member or non-member may be suspended and/or denied privileges of IBHA without benefit of hearing, by the IBHA Executive Committee for failure to pay, when due, any monies for the following obligations:
 - 1. Any fees, penalties, or monies due the International Buckskin Horse Association, including but not limited to any and all IBHA events.
 - 2. Any fees or charges connected with the exhibition of horses at IBHA events or shows. Such fees shall include, but not be limited to, entry fees, stall fees, office charges, gate fees, parking or camping fees, or any ground fees.
 - 3. Any fees or charges including, but not limited to, consignment fees, commissions, pass out fees or office fees connected with the sale or consignment to sell a horse at the IBHA World Sale. Agents, as signed on sale contract, and/or owners of horses consigned to sell are responsible for all fees and charges as printed on sale contracts.
 - 4. Any fee for subscription or advertising rates in any IBHA official publication or any official IBHA charter publication providing at least one copy of such publication was received for a subscription fee or if any advertising was printed in the publication.
 - 5. Any fees, monies (including prize monies), from show management, due to any exhibitor, for winnings or vendor for supplying equipment, prizes and/or awards. Refusal to pay money guarantees connected with a show or refusal to give awards (ribbons, trophies, etc.) that were publicized as part of the show. Awards shall be construed as "payment for winning" and such awards will be given as publicized by the show.
- H. Any member or non-member may be suspended and/or denied privileges of IBHA by the IBHA Executive Committee for issuing a worthless check (NSF/insufficient funds) or check that has been made "stop payment" for the following obligations:
 - 1. Any fees or monies owed the International Buckskin Horse

- Association, unless such worthless checks are made good with any penalty fees within ten(10) days of notice sent by IBHA. Notice shall be sent by mail to the last address on file at the IBHA office. Return notices not received or accepted will constitute cause for suspension.
2. Any fees connected with exhibiting horses at IBHA approved events or shows unless such worthless checks are made good with penalties, to the parties in charge of such events, within ten (10) days' notice from IBHA. When IBHA is requested to serve notice of worthless checks in connection with exhibiting horses, permanent suspension from IBHA is recommended by the Executive Committee for failure to make good such worthless check.
 3. Any fees or monies owed to any official IBHA publication and/or any official IBHA charter publication for advertising, subscription, or other fees connected with such publication for services contracted. Worthless checks not made good with penalties for the above will be cause for IBHA suspension regardless of any issues being received or ads being printed or not.

GR-08. FRAUDULENT PRACTICES

- A. No person, firm or corporation shall represent any horse to be registered in IBHA unless and until such horse has been issued an IBHA certificate of registration.
- B. No person, firm or corporation shall represent any false or fraudulent certificate of registration as a genuine certificate of registration issued by IBHA.
- C. No person, firm or corporation shall advertise or enter any IBHA event or competition any animal registered or listed with IBHA by a name other than that by which it is registered or listed.
- D. No change or alteration of a certificate of registration shall be made except by IBHA or its official representatives. In addition, no person, firm or corporation shall display or advertise or have in his/her possession any such certificates of registration that has been changed or altered otherwise, other than by IBHA or on its authority.
- E. No person, firm or corporation shall alter in any way, change or attempt to hide, alter or misrepresent the natural body color or natural markings of a horse, by surgery, dye, enhancement or altering of photos submitted or any other means not stated within. Photos submitted to identify a horse or to identify the eligibility of a horse for IBHA registration must reflect the true body color and markings.
- F. No person, firm or corporation shall represent as a registered IBHA horse any horse other than the horse for which an IBHA certificate of registration was issued.

GR-09. DISCIPLINARY PROCEDURE

- A. Any member or non-member may be disciplined, suspended, or expelled from IBHA and denied any or all privileges of the Association and its affiliated charters. Any false registration certificate may be canceled by the Executive Committee, whenever it will be established by satisfactory evidence that such member or non-member has violated any pertinent rule of IBHA.
- B. Any party requested to attend a hearing by the Executive Committee, or the appropriate committee appointed by the Executive Committee, will be

given not less than fifteen (15) days written notice of time and place of hearing. Such parties involved in hearing may attend in person and/or be represented by counsel to be heard and present evidence and to hear and refute evidence offered against him/her.

- C. Disciplinary procedure will be conducted by the IBHA Executive Committee or any delegated Executive as designated by the Executive Committee. The decision and action of such committees or party shall be final and binding on all parties.
- D. Reinstatement privilege shall be considered, upon written request from suspended parties, providing just cause can be demonstrated by a suspended party. The decision to consider reinstatement shall be made by the Executive Committee. Reinstated parties may be placed on probation for any amount of time as determined by the Executive Committee. Probationary periods may be waived as deemed appropriate by the Executive Committee.
- E. All suspended parties will be listed on the official IBHA website as well as any persons placed on probation. Such lists of persons suspended or placed on probationary periods will be made current and submitted to IBHA charter associations.
- F. Notice of any persons reinstated will be sent once to IBHA charter associations and published once in the IBHA official publication. After due notice of reinstatement, the reinstated persons will be eliminated from the published list of suspended parties or parties on probation.
- G. During a period of expulsion, suspension, or denial of IBHA privileges, failure to comply with any restrictions or any express conditions as set forth by IBHA may constitute grounds for further disciplinary action.
- H. In regard to any violation of rules set forth in this hand book, as part of its disciplinary action, the Executive Committee may revoke participation privileges in all IBHA events for a determined or indefinite period and in addition may assess a fine not to exceed \$3,000.00.

GR-10. RECIPROCITY

- A. Every person who is suspended or otherwise disciplined by one of the below specified associations shall be considered for suspension or disciplinary action by IBHA, upon official notice to IBHA by the disciplining association, for the following offenses:
 - 1. Unsportsmanlike conduct at a show or contest;
 - 2. Inhumane treatment of horses, or
 - 3. Prohibited surgical procedure or injection or administration of foreign substances or drugs which affect a horse's performance or alter its natural conformation or appearance.
- B. The following associations for which reciprocity shall be given and which have enacted and have in effect the same rules are:
 - American Miniature Horse Association
 - American Paint Horse Association
 - Appaloosa Horse Association
 - American Quarter Horse Association
 - National Cutting Horse Association
 - National Snaffle Bit Association
 - Palomino Horse Breeders Association
 - Pinto Horse Association of America
 - Pony of the Americas Club

- C. Acceptance of such ruling or sanction by IBHA will be given after notice to the sanction person or entity according to IBHA rules, who may request a hearing before the Executive Committee to present lack of due process by the reporting association to merit IBHA's refusal to give reciprocity.

GR-11. EXECUTIVE COMMITTEE JURISDICTION

- A. The IBHA Executive Committee is the forum within the Association which is responsible for instituting hearings and/or reviewing evidence of alleged rule violations or assigning committees to do so in regard to such alleged violations by members or nonmembers. The Executive Committee shall also hear appeals from other committee action. Members may be disciplined, suspended, fined and/or expelled from the Association, and nonmembers may be denied any or all Association privileges. Registration certificates may be corrected or canceled and applications for membership and/or registration may be denied.
- B. Proof necessary to establish a rule violation or registration certificate ineligibility is that quantum of proof which would lead a reasonable person to believe the matter alleged in the notice of hearing is established by the credible evidence admitted before the Executive Committee. A majority vote of the Executive Committee shall be determinative of guilt, and its decision and action shall be final and binding on all parties.
- C. Proceedings before the Executive Committee may be informal, and rules of evidence, both at common law or provided by State of Indiana rules of civil or criminal evidence, need not be strictly observed. A member or nonmember appearing before the Executive Committee agrees that all witnesses and participants in such hearing shall be immune from any civil liability whatsoever, including, but not limited to, libel, slander, invasion of privacy, defamation, or product disparagement, for testimony given in the course of the preparation for, or at, the hearing.
- D. Pending final hearing by the Executive Committee or such other appropriate committee, the Executive Committee may, by giving written notice of his action:
 - 1. Temporarily suspend a member until the Executive Committee can hear the matter and take the appropriate disciplinary action; and
 - 2. Temporarily suspend the registration of a horse in question, pending final determination of its validity, the effect of which shall be to suspend participation privileges in IBHA approved events.
- E. The Executive Committee may enhance suspension, penalty and/or fine of repeat offenders of IBHA rules and regulations and include owners or lessees who have placed the care and custody of their horses to such repeat offenders. A maximum of indefinite suspension of membership privileges and/or fine to a maximum of \$3,000.00 may be set.

GR-12. ETHICS

- A. Establishing and maintaining public confidence in the professionalism, honesty, ability and integrity of the International Buckskin Horse Association is fundamental to the future success of the Association. To this end, members and judges of IBHA, as a condition of membership, agree to abide by the IBHA published Code of Ethics. By doing so, these persons give notice that they recognize the vital need to preserve and encourage fair and equitable practices among all who are involved with the Association. The integrity of IBHA will be compromised by judges

- and/or exhibitors who arouse suspicions of unfairness or wrongdoing.
- B.** Members are to be dedicated individuals sincerely concerned with the interest of the Association. IBHA members and judges, by their membership, are to subscribe to the following Association Pledge:
1. A pledge to honesty and integrity; to pursue interest and education of the Association rules to the end of maintaining conduct at the highest possible level.
 2. A pledge to maintain an equitable, honorable and cooperative association with fellow members.
 3. A pledge to comply with the IBHA rules and Code of Ethics as set forth, but not limited to those published within this handbook.
- C.** Show committee managers and/or secretaries, IBHA judges and IBHA exhibitors are, by rule, current members of IBHA and are committed to the IBHA Code of Ethics as published, but not limited to only such published code. The following Code of Ethics shall be a basis for proper conduct of IBHA members:
1. Judges shall accurately represent their qualifications and experience in both oral and written communications especially when contracting to judge a show.
 2. Judges shall limit services to those areas in which qualified to serve taking into consideration the number and type of classes in a show whether within or outside the scope of IBHA approved shows. Examples would be an IBHA approved show with open classes. If such open classes are any that are not familiar to the judge such judges should not contract the show to be discredited or to discredit the Association.
 3. Judges shall act and speak on a professional level so as to neither offend nor bring discredit to the judging profession. Such level of professionalism is to be maintained at all times whether or not judging a show. Judges shall represent the Association at all times in an honorable manner.
 4. Judges shall abide by the rules of the Association and shall, at all times, give a fair and honest placing, within the boundaries of the rules, when judging any class, and shall not show favoritism to an individual nor prejudice against an individual based on color, creed, sex, age, physical disability, personal relationship or country of origin when judging a class.
 5. Judges, ring stewards, and exhibitors shall refrain from using strong or abusive language at any time on the show grounds.
 6. Judges and ring stewards shall not smoke, chew tobacco, use cellular telephones or pagers while a class is being judged. Smoking, chewing, use of cellular telephones or pagers is permissible between classes outside of the arena providing there is no delay in the judging schedule.
 7. Judges and ring stewards shall not partake in any alcoholic beverage on the day of a show until at least the completion of the show and then only after leaving the show arena.
 8. Exhibitors, members and show committee personnel, who have partaken in any alcoholic beverage during the day, shall not converse with the judge regarding any placings in the show, at any time that day, including time after the show is completed. A judge shall refrain from conversing with any person, regarding the show or any placing, if it is

- known that such person has partaken of alcohol during the day.
9. Exhibitors are not to smoke, chew tobacco, use cellular telephones or pagers while exhibiting in the arena.
 10. Exhibitors and/or owners, of a horse to be exhibited, shall not discuss the exhibition or possible placing of their horse with a person known to be the judge of a show where such horse is to be exhibited.
 11. Members shall strive to act and speak on a level as to neither offend nor bring discredit to any other member and/or the Association.
 12. Members shall refrain from unfair practices, rules violations, abuse or inhumane treatment to animals, and shall exert diligence to understand the rules, policies and procedures of the Association. Members shall avoid any business or personal situations that may have a potential for conflict or appearance of conflict with their responsibility to IBHA or which could tend to compromise their primary duty to further the purposes and policies of the International Buckskin Horse Association.
 13. No member shall be a party to any agreement to unfairly limit, restrain or provide added entries to any class that may hinder the true competitive value of the class. Members, including any exhibitors, exhibitor representatives and/or show committee personnel shall refrain from soliciting entries which are obviously not suited for a class merely to add numbers to the class.
 14. Show Committees shall endeavor to provide professional, knowledgeable and experienced persons to perform the services within their areas of responsibility at a show.
 15. Show Committees are obligated to provide safe show grounds and equipment and are to make all effort to treat exhibitors equally.
 16. Show Committees are obligated to police the show and eliminate any undesirable persons or undesirable acts of persons on the grounds of the show.
 17. Notice of violation of the IBHA Code of Ethics must be submitted to the Association in writing within 10 days (postmarked) of the occurrence stating any and all pertinent information to the violation and such notice must be signed by a current IBHA member in good standing. The IBHA Executive Committee or any committee designated by the Executive Committee shall investigate the notice to determine any violation of the Code of Ethics or ethical behavior, whether printed or not. Upon determining a violation of ethics, the committee shall institute disciplinary action in accordance with the rules and regulations established on disciplinary procedure(s). The decision and action of the committee shall be final and binding on all parties and any disciplinary action shall be without recourse to the Association, its officers, members or staff.

GR-13 STANDING COMMITTEES

- A. All standing committees shall consist of not less than three (3) Association members in good standing. One member will be the Chair, and one member will be the Vice Chair. In making appointments to a committee, the IBHA President shall appoint committee members for not less than one (1), and not more than three (3) years with privilege for reappointment by consent of the Executive Committee.
- B. Appointments to fill vacancies and reappointment to the committee shall be made by the President with advice and consent of the Executive

Committee.

- C. Requests to increase the number of persons to serve on a standing committee shall be made by the chairperson of the committee to the Executive Committee. Upon agreement to increase the number of committee persons from the Executive Committee, the chairperson shall receive applications from interested members, select from such applications, and seek approval of those selected from the IBHA President.
- D. Standing committee members are required to attend their respective committee meetings as designated by IBHA. Failure to attend a designated meeting, without just and acceptable cause, shall be cause for reappointment to replace the committee member. Written request for excused absence at a meeting must be submitted to IBHA and received prior to date of meeting. Once a person is approved to serve on an IBHA Standing Committee, that person shall not hold an office or serve as a Board of Director member in any association that is in direct competition with IBHA.
- E. To enable a standing committee to properly function and to provide continuity and experience of its members, each member of a committee is required to attend all workshops of their designated committee.

GR-14 RECORDS

- A. Show records of entries, results, judge's cards, etc. shall be kept on file with IBHA for a minimum of 3 calendar years after the event. In no case will such records be kept more than 5 years.
- B. Request for correction of any show records or results must be submitted to IBHA within 60 days of posting results of the show. Show management shall retain copies or duplicates of the judge's original sheets that are signed together with placing cards and copies of the show results, as sent to the IBHA, for a minimum of one calendar year from the date of the show.

RR-00. REGISTRATION RULES AND REGULATIONS

RR-01. REGISTRATION CLASSIFICATIONS

- A. IBHA has four (4) registration classifications, namely, Appendix, Tentative, Permanent and Buckskin Bred. When applying for registration a separate application is used for the Buckskin Bred. Fees for registration are listed on the application. Registration fees are also listed on the inside back cover of this handbook. Four (4) color photos clearly showing each side, front and back of horse, are required to register and/or advance a horse's registration.
1. **APPENDIX REGISTRATION.** This classification is for foals with application submitted (postmarked) on or before December 31 of the year foaled. Foals with Appendix registration certificates may be shown in approved events only until December 31 of their yearling year. **All Appendix registered horses must be advanced to either Tentative or Permanent registration before being allowed to be exhibited as a two (2) year old or older horse.** Appendix registered weanlings are eligible to begin competition for Dun Factor points. Appendix registered yearlings are eligible to begin competition for halter points. No Appendix registered horse may be exhibited after December 31 of its yearling year until it has been advanced in registration. All weanlings will be Appendix registered. Foals with both parents registered as Permanent IBHA horses will be eligible for advancement to Permanent registration upon becoming yearlings provided all other requirements are met. To advance an Appendix horse, send the original Appendix certificate, four (4) current color photos, and applicable fees to the IBHA office with request for advancement.
 2. **TENTATIVE REGISTRATION.** This classification is for mares and stallions one (1) year old or older at time of application unless both parents are Permanent IBHA registered. Any one (1) year old or older horse with both parents registered Permanent in IBHA shall be considered for Permanent status. Tentative Mares, not having two (2) Permanent IBHA parents, are eligible to advance to Permanent upon either: 1.) having three (3) IBHA registered offspring, or, 2.) being spayed with written notice of date and veterinarian performing such spaying. Tentative Stallions, not having two (2) Permanent IBHA parents, are eligible to advance to Permanent upon either: 1.) siring twelve (12) IBHA registered foals, or, 2.) being gelded with written notice of date and veterinarian performing castration. Tentative registered horses are eligible to compete in any IBHA approved event and earn points. Horses not used for breeding purposes may remain as Tentative registered and continue to be exhibited throughout their lifetime.
 3. **PERMANENT REGISTRATION.** This classification is for mares and stallions that qualify as per paragraph No. 2 above and for all geldings and spayed mares that are one (1) year old or older. Weanlings with both parents registered Permanent in IBHA are eligible for Permanent registration after reaching one (1) year old or older. New certificates reflecting same registration number with appropriate prefix will be issued to all advanced horses to identify proper classification.
 4. **BUCKSKIN BRED REGISTRATION** Any horse found ineligible for regular registration within IBHA may qualify for the Buckskin Bred

Program provided parentage can be verified and qualifications can be met as in RR-02, paragraph F

- B. Should a horse be registered in another registry (i.e., AQHA) the IBHA application must reflect the same name of the horse. IBHA will endeavor to use the same name for a horse and will recognize only one (1) ownership of a horse registered in another association. Should investigation reveal a horse to be recorded as owned by different parties or names, it is assumed that the intent is fraudulent for gainful purposes and the registration is subject to cancellation with disciplinary action to be taken by the IBHA Executive Committee. As an example, a horse registered with the American Quarter Horse Association will be recorded in IBHA with the same name and under the same ownership as recorded in AQHA. IBHA will not recognize two (2) different ownerships for the same horse. A copy of the other registration certificate reflecting horse's name and ownership is to be submitted with the IBHA registration application. When transferring ownership the same rule of recording ownership applies.
- C. Changing the name of a horse may only be done as spelled out herein:
 - 1. Horses registered in another association, i.e., AQHA, can apply for a name change only to conform to the other association name as spelled out in paragraph "B" above. When such name change is to be made, a copy of the other association registration certificate and the original IBHA registration certificate must be submitted with proper fee and request.
 - 2. A horse not registered in another association but already registered in IBHA may only have its name changed providing that:
 - a. the horse has not sired or produced a registered offspring in any registry;
 - b. the horse does not have a show record based on class wins;
 - c. the horse has not been named Grand or Reserve Grand Champion; or
 - d. the horse has not earned any IBHA points.Request for name change, in such case, must be submitted in writing by the recorded owner/owners with proper fees.
- D. IBHA expressly reserves the right to order any of the, but not limited to, the following: photographs, hair samples, inspection, documents, specimen or substance of any horse currently registered by IBHA or any horse making application for registration to IBHA to ensure conformance with rules and regulations as set forth in the Official Handbook of IBHA.

RR-02. ELIGIBLE HORSES

- A. IBHA registers stock type horses of buckskin, dun, red dun and grulla body color. Horses must mature to 14 HH, with the exception of those horses that qualify for the IBHA Miniature Horse Division. Horses are registered based upon application, fee and color photos as explained on registration applications. Color classifications will be determined by the IBHA Registration Committee and body colors will be accepted or rejected as per color qualification standards determined by the committee. IBHA has the right to request genetic color testing to aid in determination of eligibility.
- B. Conformation acceptable for registration can vary from Arabian type to "bulldog" Quarter Horse type with the ideal being the western or stock type saddle horse.

- C. The body coat shall be free of patches of white hair with underlying pink skin that may include spotting and characteristics of Paint, Pinto, Appaloosa and/or Albino body colors. Body coat shall also be free of white hairs interspersed within the hair coat associated with patterns illustrated by roan, gray or radicans body colors.
- D. White markings on the face and lower legs are permissible for registration. Extreme white markings such as stockings higher than the knee, and face markings behind the eye and nostril, that do not reflect Paint characteristics will be reviewed individually on a one-for-one basis and decision will be made by the IBHA Registration Committee and such decision shall be final.
- E. Horses only eligible as Breeding Stock registered horses in another color breed registry may be eligible for IBHA registration providing all qualifications for IBHA registration are met and acceptable.
- F. Any horse with an IBHA registered sire, dam, grand sire or grand dam that does not meet the color qualifications for regular registration in IBHA may be registered in the Buckskin Bred Division. All horses in this division must meet the minimum height requirement of 14hh.

RR-03. INELIGIBLE HORSES

- A. Horses not acceptable as Buckskin, Dun, Red Dun, Brindle Dun or Grulla, as determined by the IBHA Registration Committee, are not eligible for IBHA registration.
- B. Horses showing a predominance of draft horse characteristics are not eligible. Ponies are not eligible. Mature horses not reaching 14HH are not eligible, with the exception of those horses that qualify for the IBHA Miniature Horse Division. Foals registered prior to maturity and not reaching 14HH at maturity will have their registration certificates canceled.
- C. Horses having Albino, Appaloosa, Paint, or Pinto characteristics are not eligible for IBHA registration. Palominos with dorsal stripes are not eligible. Line back sorrels, chestnuts, bays and grays are not eligible. A dorsal stripe does not qualify a horse for registration. Horses showing a predominance of gray hairs to become grayer and horses having roan hairs throughout the body are not eligible for IBHA registration.
- D. Horses eligible for regular registration in any other color breed association shall not be eligible for IBHA registration. Examples would be horses eligible for regular registration in PTHA, APHA, ApHC, ADGA, or PHBA, but not limited to these registries, are not eligible for IBHA registration regardless of any dun factor characteristics present on the horse. Regular registry PTHA and APHA horses with no body spots may be eligible for registration on a case by case basis.

RR-04. DUPLICATE AND/OR CORRECTED REGISTRATION CERTIFICATES

- A. Duplicate registration certificates may be requested by the last recorded owner only and must be submitted in writing stating reason for request and include 4 current color photos, identifying the horse, and proper fee as listed in fees in this handbook. Duplicate certificates will be issued when an original certificate is lost or destroyed, but will not be issued as a second additional certificate. Should the original certificate be found after a duplicate is issued, the duplicate certificate must be returned to IBHA unless the original is not in good condition at which time the original

certificate must be returned to IBHA.

- B. Registration certificates shall only be corrected by the IBHA office. In most instances of correction, a new certificate will be issued with proper notation. Under no circumstances are any marks or writing to be made on a certificate other than by IBHA. If an error was made due to illegible or incorrect information, as submitted by the applicant, there will be a fee charged to correct the registration certificate. If an error was made by IBHA, the certificate will be corrected with no fee.

RR-05. TRANSFERS AND SURRENDER OF REGISTRATION CERTIFICATES

- A. When ownership of an IBHA registered horse is transferred, the seller, at time of sale, shall deliver to the buyer the registration certificate along with a written report of transfer. All transfer reports must be signed by the seller (recorded legal owners) and the buyer with date of sale. Transfer forms are available from the IBHA office. Transfer will not be accepted without the signature of the legal recorded owner or, in case of death, his/her legal executor. Additionally, IBHA shall recognize the signature of any partner when a partnership is a recorded owner. If such recognition is not to be permitted, the joint owners or partnership shall file in the IBHA office a written agreement to that effect signed by all such joint owners or all partners with reference made to the horse or horses involved.
- B. When a horse dies, or is disposed of, the owner shall notify IBHA of the fact in writing and surrender the registration certificate for proper notation. If requested, the canceled certificate will be returned to the owner.
- C. The Executive Committee as well as the Registration Committee has the right to recall registration certificates for review with current photos of a horse for the purpose of reviewing eligibility status, revising, or canceling the registration as noted on each registration certificate. Failure to surrender a registration certificate upon request can result in suspension from IBHA and notice of ineligibility of questioned horse to compete in IBHA approved events and notice of same being published in the IBHA official publication.
- D. Ownership of an issued registration certificate remains with IBHA; is issued in reliance on a written application submitted and attested by the owner at time of registration; and upon the express condition that IBHA has the privilege to correct and/or cancel the certificate, either before, after or pending hearing to determine registration or participation privilege in IBHA approved events. IBHA may retain possession of a registration certificate until resolution of the matter for which return of the certificate was requested by IBHA.
- E. Horses no longer eligible for IBHA registration after once being accepted shall return the original IBHA registration certificate to IBHA for cancellation. The cancelled certificate will then remain with IBHA.

RR-06. ARTIFICIAL INSEMINATION

- A. Foals conceived by means of artificial insemination are eligible for registration providing they meet all other registration requirements. Cooled and/or frozen semen insemination is acceptable by IBHA providing written documentation is submitted at time of registration.
- B. Foals produced by embryo transfer are acceptable for IBHA registration with proof of true parentage to be submitted by the registration applicant.

SR-00. SHOW AND CONTEST RULES AND REGULATIONS

SR-01. SHOW APPROVALS

- A.** IBHA charter clubs will receive show approval forms from the IBHA office. IBHA charters are to submit approval forms, with proper fees, for all IBHA shows and/or shows with IBHA classes within their charter area other than IBHA sponsored national and circuit events. IBHA has the right to approve and/or host National and World Class events as deemed beneficial to IBHA registered horses. In states where more than one (1) charter exists, those charters are to agree on areas to service and approve shows. Failure to reach agreement will cause IBHA to assign areas to be serviced by a charter. Show managers and show secretaries must be current members of IBHA prior to submission of show approval.
- B.** In the case of no IBHA charter servicing an area or no charter formed in a state, approval forms may be obtained by the show committee, desiring to have IBHA approved classes, direct from the IBHA office. Such show committee person, responsible as acting show manager, must be a current member in good standing to obtain show approval. IBHA will approve shows and/or classes in areas not serviced by an IBHA charter association providing all qualifications and requirements for approval are met by the individuals or organizations desiring to sponsor or host or stage IBHA approved shows or classes.
- C.** Approved IBHA shows and contests must be open to all IBHA members in good standing and all contestants entering a show must be current members of IBHA and produce a current membership card to exhibit in open classes, or a current IBHA Youth Activity membership card to exhibit in IBHA Youth Activity classes, or a current IBHA Amateur card to compete in IBHA Amateur classes.
- D.** Once a show or class is approved, that show or class cannot be canceled or limited to a specific number of entries unless advance notice of only offering any class with the provision that a minimum number of entries are received in advance with public notice of such advance entry deadlines is published. Such specification for advance cancellation is limited to a minimum of thirty (30) days notice. Advance entry deadlines are acceptable to allow sufficient time for show scheduling, i.e., offering cattle events to warrant a rental fee of cattle and other such conditions. Exception to this rule would be the offering of a specialty class which is not included in the list of approved classes that offer IBHA points. Such non pointed classes are not governed by these rules.
- E.** Acts of God and uncontrollable circumstances, such as power failure at an evening performance or other unforeseen mishaps developing to make it impossible to hold the show, are cause to cancel a show or contest when all means have been exhausted to conduct such show or contest and as such will override the rules as stated above in paragraph "D." When a show is canceled due to an Act of God or uncontrollable circumstance, as accepted by IBHA, that show may be rescheduled for a later date that year or as a new date in the following year without any additional approval fee providing immediate notice is sent to IBHA, each charter member within the state and to each charter club in the bordering state of the show.
- F.** Horses must be IBHA registered to enter IBHA approved shows, classes or contests. IBHA approved shows, classes and contests must be open to

all IBHA registered horses except those registered horses owned by persons suspended from IBHA and those horses that are in contention of ownership or eligibility status. Notice of IBHA suspended persons are published in the official IBHA publication.

- G. There shall never be requirements in any IBHA approved show or contest to the effect that a horse must compete in halter to be eligible to compete in performance or vice versa. Class entries, determining which classes to enter, shall be at the option of the exhibitor or person entering the horse.
- H. In all IBHA shows, classes or contests, show management or their designated personnel are required to inspect the IBHA registration certificate, or photocopy of both sides of the certificate, of each horse entered to verify eligibility. In addition, management must also inspect membership cards to allow exhibitors to compete as per the rulings listed in section SR-09 pertaining to show managers.
- I. **All horses two (2) years old and older MUST have a Tentative or Permanent IBHA registration certificate. Appendix registered horses are only allowed to be shown in their weanling and yearling years.** All entries, except Youth Activity entries, are to be completed in the name of the last recorded owner on the registration certificate. Failure to inspect registration certificates and to abide by this rule may result in either cancellation of the show, denial of future show approvals, or both. Transfer forms not recorded by IBHA are not acceptable at a show for ownership proof.
- J. An exhibitor must be able to prove a horse is properly registered with IBHA by presenting the registration certificate, or copy, to show management. **At the IBHA World Show, National Event or Futurity, the original registration certificate must be produced for inspection and verification to be allowed to enter into competition.**
- K. Completed show approval applications with appropriate fees must be submitted (postmarked) no later than sixty (60) days prior to the first day of show. Late or incomplete and/or incorrect approval applications or lack of fees or incorrect fees will be cause for applications to be "NOT APPROVED."
- L. It is the responsibility of the charters to approve IBHA shows and events in their respective areas. It is also the discretion of the charters to approve or not approve shows or events that are conflicting to charter sponsored shows or events. No conflicting show(s) sponsored by parties other than the charter itself are to be approved through the charter.
- M. Judges must be chosen from the current IBHA approved judges list for any calendar year. Exception to this rule is only allowed for NCHA or CCHA cutting events as specified in "Minimum Show Requirements" within this handbook.
- N. IBHA horse shows, classes, or contests will not be approved for dates that fall in either of the following days:
 - 1. Days of, including day after, the IBHA National Convention
 - 2. Days of, including the day prior, to the Warm Up Circuit or other IBHA National Circuit
 - 3. Days of, including day after, the IBHA World Show or other National Show.
- O. Approval does not carry over from year to year and must be obtained for each individual show. IBHA reserves the right to approve only the number of shows per calendar year it deems appropriate for the same

organization or management.

- P. Show management has the option of holding some classes the afternoon or evening before their approved show date(s) provided that the afternoon or evening does not conflict with another existing approved show as outlined below. For example, at a weekend show the Saturday show may begin the preceding Friday afternoon and the Sunday show may begin on Saturday afternoon after all Saturday classes have been completed.
- Q. Halter & Longe Line Classes, only if scheduled as concluding classes from the first set of shows and the beginning of the second set of shows may be approved on the same date and judged simultaneously not to exceed four (4) judges in the arena at any given time and/or,
- R. Trail and Showmanship, only if scheduled as concluding classes from the first set of shows and the beginning of the second set of shows may be approved on the same date and judged in split arenas with separate courses/patterns not to exceed four (4) judges (two (2) per course or pattern) in the arena at any given time.
- S. Exception shall be National or World Shows, or an approved Dunarama, which may have up to six (6) judges.
- T. Split/Combined. Any two consecutive shows can be combined into one show and split over two days. Each class is held only once. Entry fees are paid per judge.
- U. No show will be approved if there already exists on the same day, within 150 miles shortest driving distance, a show for open, youth, or amateur or if there already exists three single or double judged or more shows within the six days prior to, or three single or double judged or more shows within the six days subsequent to the requested date(s). This allows for a maximum of three single or doubled judged IBHA approved shows in any seven-day period with the exception of:
 - 1. Shows existing prior to 2006 which had maximum of 4 single or 4 double judged shows held on consecutive days in the same arena and that included a national holiday.
 - 2. Major livestock shows and state, regional or county fairs which may be on the same date as another approved show, despite proximity.
 - 3. Each IBHA Charter is allowed one three judge show per year not to exceed five judges on a weekend.
- V. Shows having two (2) or more arenas may conduct any part of a show simultaneously with another part as long as a judge does not judge the same classes during any given show or circuit more than once.

SR-02. SHOW RESULTS

- A. The results of every class at any approved IBHA show or contest **MUST** be submitted (postmarked) within ten (10) days of the last show or contest of a circuit. Each class result must list the actual number of horses that competed in the class including the registered names and numbers of the horses, the exhibitor's and owner's names with information as requested on each class sheet and each sheet is to be duly signed by authorized show manager or secretary as provided for on the form. Single sheet forms for class results will be supplied to show management when show is officially approved. Computer printed results may be acceptable providing all information required is reflected on such printing but will not be furnished by IBHA. Failure to submit show results within ten (10) calendar days will result in a \$50.00 per show fee and denial of future show

approvals.

- B. The payment of the appropriate administrative fees must accompany the horse show results or they will be returned to the show secretary. This fee, per horse, per judge shall be charged only once during any given show. Additional fees should not be collected for the same horse showing in youth or amateur competition.
- C. Show management must include the names of all horses that compete in each class. Horses that were entered in a class but did not actually compete in the class must not be included in the official results.
- D. Discrepancies between IBHA approved classes and classes actually offered and conducted at the show shall be presented to the Executive Committee for judgment when properly submitted by contestants or show management.
- E. When shows are approved through IBHA charter associations, such charter is deemed responsible for the submission of show results as per the rules. Shows or contests approved by IBHA other than through an IBHA charter will fall under the responsibility of the persons or organization submitting approval application and those persons or organizations are responsible for submitting completed show results.
- F. Failure of show results to be submitted as required within these rules, as completed, correct and on time, will be cause for denial of future shows including those already approved as submitted by the persons, charters or organizations guilty of violating these rules. Notice of denial of approval will be sent to parties involved by regular mail with no recourse to IBHA for such denial of approval. Incomplete or inaccurate reports from any show can cause deserving horses to lose a part of or all the points they should have earned at that show. Therefore strict adherent to these rules is required and disciplinary action will be taken against any persons, charters or organizations violating these rules.

SR-03. MINIMUM SHOW REQUIREMENTS

A. Halter - Minimum allowed halter classes are as follows: All three (3) sex divisions must be offered with a minimum requirement for ages to be yearling, two (2) year old, three (3) year old and aged (four (4) years old and over) for each sex division with a Grand and Reserve Champion class for each sex division. Optional weanling classes for each sex division and a broodmare class are strongly recommended, but not required. If halter classes are offered at a show, the minimum number of classes required is to be as published in this handbook. However, halter classes are not required to have show approval for IBHA points. No portion of the minimum number of halter can be submitted for IBHA approval.

- 1. **Broodmares** - When a Broodmare halter class is offered, that class shall be held after the aged mare class. The first and second place broodmares will qualify for the Grand and Reserve Champion mare class. Broodmares are mares that have produced a foal in the current year or previous calendar year. Mares producing foals in any year other than the current year or previous calendar year are not eligible to show in a current Broodmare class. Mares cannot be cross entered in halter classes. A mare eligible for broodmare halter cannot show in that class if already shown in a halter class previous to the broodmare class.
- B. Performance** - There shall be no minimum number of performance

classes required to have a show approved for IBHA points. The number of performance classes shall be left to the discretion of show management. Any one (1) performance class can be approved at a show by submitting approval application as described in the show approval section.

- C. An approved class or classes as listed in this handbook may qualify for IBHA approval providing an IBHA approved judge is used and the class is closed to IBHA registered horses only. Special exemption to this rule would be an IBHA approved cutting horse class held in conjunction with an NCHA or CCHA cutting show. In such case an approved NCHA or CCHA judge can be approved for the cutting. However, the IBHA cutting class must be for IBHA registered horses only. Such approval for a cutting must be submitted at least sixty (60) days prior to the event and requested as "special" for that particular event.
- D. When a separate pleasure class is applied for, regardless of Western or Hunter Under Saddle, it must be a combined age class. When requesting a junior and/or senior class, application must be made for both classes. Should junior and senior pleasure classes be offered, a third combined age class will not be recognized. No horse can show twice for the same points.

SR-04. MULTI-JUDGE SHOWS

- A. Show committees are entitled to apply for multi-judge shows as provided on the IBHA Show Approval Applications. This pertains to shows sponsored or hosted or staged by committees within the IBHA charter associations and outside committees hosting IBHA shows or shows with IBHA classes. No more than three (3) judges per show will be approved other than IBHA hosted National or World Class events. .Exception to the allowed amount of judges is the approval of a Dunarama. A Dunarama show can be requested by a group or charter club only once annually. A Dunarama show must be held a minimum of 3 days and a maximum of 4 days, with a minimum of 3 judges per day and an option for one day to have 4 judges. There must be a 300 mile distance between Dunarama's held simultaneously. . IBHA, as the Association, is the only body to have the right and privilege to stage or approve a National or World event having more than three (3) judges. Such IBHA events are the only events allowed to use the words "Championship", "World", "World Classic", "National", "National Classic" or other words referring to a National, World or Championship event.
- B. Only IBHA approved judges are to be used for multi-judge shows. Exception to this rule is only allowed in the event of multi-judge NCHA or CCHA shows having cutting classes for IBHA registered horses as specified in section SR-03, paragraph "C".
- C. Multi-judge shows must have each judge work independently with his or her own individual ring steward. There shall be no consultation or visiting between judges during the actual judging. Judges shall refrain from discussing, or appearing to discuss the horses or exhibitors between classes.
- D. All classes in a multi-judge show shall be presented once. The results of any class shall not be made known until all judges have completed their judging. The results of Grand and Reserve Grand Champion classes will not be announced until all judges have completed their judging of the respective sex division of the Grand and Reserve Champion classes.

- E. In all multi-judge classes, any and all reference to the judges will be made by their names. It is not allowed to signify, in announcements, judges by use of alphabetical or numerical titles.
- F. An exhibitor or horse that is not eligible to show under one (1) judge as per rule SR-06, Par. P, in a multi-judged show, is not eligible to enter any class to be judged by such one (1) judge regardless of eligibility to show under any other judge at the show.

SR-05. QUESTIONABLE COLOR ELIGIBILITY AT SHOWS OR CONTESTS

- A. In the event a horse of questionable body color, as acceptable for IBHA registration, is entered in any IBHA approved class, show management shall compare the registration as to description and markings to identify the horse. After such identification is made and body color being questionable, notice of such discrepancy stating the name of horse, registered number, and name of last-recorded owners must be sent to the IBHA office.
- B. However questionable a horse is, regarding body color to be acceptable for IBHA registration, if an IBHA registration certificate properly identifies such horse as to correct markings, such horse must be allowed to compete even though notice of questionability is to be sent to IBHA.
- C. Should a horse NOT be identified as the horse that is registered (i.e., a horse having three (3) white socks and registration certificate reflecting two (2) white socks), such horse shall NOT be allowed to compete in IBHA approved events or classes. This rule will also pertain to horses that are entered or anticipated to be entered and the owner and/or exhibitor fail to produce an IBHA certificate of registration for such horse.
- D. An accepted IBHA body color of a horse is requirement for IBHA registration and such registration is required to be eligible for any IBHA competition. However, the body color of a registered IBHA horse is not to be used or considered in the actual judging of an IBHA approved class or event.
- E. A judge shall NOT determine eligibility for registration of any entry in the arena and shall at all times refrain from making comments regarding such. A judge may report to IBHA, any horse with questionable color and/or markings.

SR-06. JUDGES

- A. Judges must be selected from the current approved list of the International Buckskin Horse Association effective January 1, or new judge's addendum list of the current year. Exception to this rule is only allowed at an NCHA or CCHA cutting event or show that offers one or more IBHA cutting class (limited to IBHA registered horses). At such NCHA or CCHA, the hired judge is allowed to judge the IBHA cutting. This exception is not allowed at normal horse shows that offer classes other than cutting and is limited to those NCHA and CCHA events as stated.
- B. IBHA will mail approved judges lists to the IBHA charters through the charter delegate of the charters. The approved judges list will also be published annually in the official IBHA publication. Additional outside show committees may request such approved list directly from the IBHA office.
- C. Application for IBHA judges' approval together with the requirements and qualifications for acceptance may be obtained from the IBHA office.

Qualifications for acceptance, as an IBHA approved judge, are subject to annual revision and are therefore not specified within this handbook.

- D. Designation as an approved IBHA judge is a privilege, not a right, bestowed by the Judges' Committee according to procedures formulated by that Committee. Subject only to Executive Committee review, the Judges' Committee may give the designation or revoke the same in accordance with the procedures set up by the Judges' Committee. An IBHA judge must maintain equine expertise, personal character and interest in the IBHA breed. Additionally, the judge must have normal vision, corrected by clear eyeglasses if necessary. Judges who are unable to perform their adjudicate duties efficiently are expected to retire. A judge's conduct as a member, exhibitor, and judge and ability must be exemplary, and is subject to continual Committee review. IBHA judges are representatives of IBHA and should project and conduct themselves in a professional manner.
- E. Judges are expected to know the rules and are responsible for their own interpretation. If a decision depends on exact wording of a rule, the judge should not hesitate to refer to this IBHA handbook. Each judge is responsible for tallying the correct number of entries actually exhibited in each class and mark the correct figures on the form as supplied by IBHA. Such form is to be completed, signed and returned to address reflected on the form.
- F. A judge shall be properly dressed in Western attire while judging IBHA approved classes or shows. Proper Western attire shall consist of western hats, western and/or dress button down shirt, western pants and western boots. Western sport coat or suit with a tie is optional but preferred. A judge appearing not properly attired may be allowed to judge the one (1) day, but will be subject to suspension for rule violation without benefit of a hearing.
- G. Judges should not travel to a show, or stay, with any individual who will be exhibiting a horse under them nor should they accept invitations to social functions held immediately before a show when the host or any guest is likely to be exhibiting under them.
- H. A judge or immediate family of a judge may not show or exhibit a horse on the same grounds where the judge is to officiate as judge for six (6) days prior to the date of show to be judged (six days must expire). A judge may not contract to judge a second IBHA show on the same grounds with less than fifteen (15) days expiring from the last date of judging on those grounds. A judge involved in management of a show cannot officiate as a judge at that show.
- I. A judge shall appear on the show grounds at a reasonable time prior to the show. Discretion is to be used to allow time for introduction and familiarization to the grounds, ring steward, announcer and committee to prepare a smooth running show and to allow patterns to be posted. A judge should have all patterns for the day posted prior to the start of that day's show but in no instance shall a pattern be posted in less than one (1) hour prior to the class for which the pattern pertains. It is recommended for IBHA judges to have "tools of the trade" at each show. These tools of the trade include but are not limited to the following:
 - 1. Bit Gauge.
 - 2. Tape Measure.
 - 3. Stop Watch.

4. Whistle.

5. Magnet.

A judge must be able and prepared to measure all bits for a class to determine their eligibility.

- J. A judge must perform an equipment check for one (1) Western performance class and one (1) English performance class and may check up to two (2) additional classes at a show. In multi-judged shows one (1) judge will be designated as the equipment judge. The exception to this rule is for the World Show and WarmUp Circuit where a separate equipment judge shall check all classes. **ALL EQUIPMENT CHECKS ARE TO BE MADE PRIOR TO THE BEGINNING OF A CLASS.** (It is recommended the equipment check be performed at one end of the arena with gate closed). Bridles are to be dropped with the rider dismounted, with assistance as required by the exhibitor. Such assistance when performed shall not be grounds for disqualification in the class for which the equipment is being checked.
- K. No equipment check is to be made once a class has started **EXCEPT** for the reining classes where an equipment check is required after an exhibitor completes the pattern **and** in instances where a judge deems necessary to check any individual horse for bleeding or for suspect of severe or illegal equipment. Equipment check is to be completed three (3) minutes prior to the start of a class. Unacceptable equipment or tack may be removed and/or changed up to the start of a class to allow entry in the class with proper equipment. Change to proper equipment is to be completed within the three (3) minutes prior to the start of a class. Once tack and equipment are approved, no change can be made prior to entering the class. Bridles must be dropped by a dismounted rider or a handler only. Tack and attire are to comply with rules SR-10 and SR-11. In a multi- judged show, the judges will collectively decide which class will be checked and must form a consensus as to the legality of any equipment. If there is disagreement between judges, or doubt of a judge in single judged shows, the decision should be in favor of the exhibitor.
- L. No person may contract to judge more than two (2) approved shows or shows with at least one (1) IBHA class in one state during one (1) calendar year with the exception of a State Fair which would not be counted for this purpose.
- M. 1. After acceptance of a judging contract, a judge shall make every effort to fulfill the obligation to judge the event. Only in the case of an emergency such as illness, temporary disability or other serious happening or of family necessity may a judge cancel a judging contract. The judge must immediately notify the show management of his/her required cancellation and also immediately file with IBHA a written explanation of the inability to meet the commitment specifying the date and manner in which he/she communicated it to the show management.
2. Cancellation of a contract to judge in order to accept a judging contract for a different event is not acceptable to IBHA. Failure to abide by the above paragraph may serve as cause for a judge's status to be revoked without benefit of a hearing.
3. Should a judge wish to recommend a replacement judge, for his/her inability to fulfill a contract, such recommendation may be taken by show management but only the show committee or management can actually hire any replacement judge.

- N.** Upon arrival in a city or area where the show is to be held, a judge is to contact an official of the show and advise of his/her presence and location. A judge is not to appear in the barn area of a show for a period of twenty-four (24) hours prior to the start of the show. Although a judge may be housed on the show grounds, i.e., in a camper or motor home, etc., the judge is not to be in the barn area nor be a part of any social activity for a period of twenty-four (24) hours prior to the start of the show. Clinics and lectures by or with the judge are not considered social activities.
- O.** In multi-breed shows, stock shows or fairs, a judge would be permitted on the show grounds prior to the IBHA show provided that judge was serving in a judging capacity for another organization or association. In connection with back-to-back or multi-judged IBHA shows, neither the judge nor any horse owned by the judge, shall be allowed to show as per SR-06H, on the day following, or on the date of the show at which he or she is to serve as a judge.
- P.** No judge may judge a horse belonging to, or exhibited by, any member of his immediate family or household. Family members include spouse, father, mother, children or step children, grandparent, grandchildren, sister, brother, in-laws of same or step brothers and step sisters, or any other relative residing in the household of the judge. Furthermore, a judge may not judge any horse which he or she has sold, trained, conditioned, exhibited or acted as agent in any capacity for within a period of six (6) months. A judge shall not be permitted to judge a person, who has been a student under the judge, for a period of six months after the lessons have been concluded. Public training sessions or clinics as provided for the general public, and not lasting more than two (2) days under any one (1) instructor shall not be considered as giving student lessons. The judge is responsible for eliminating an entry if an infraction to this rule occurs.
- Q.** No judge shall determine eligibility for registration of any entry in the class or show. A judge may submit an inquiry to the show committee regarding any entry. The show committee is then responsible to check registration of questioned horse.
- R.** A junior judge or apprentice judge shall be allowed to work with a judge at a show providing that junior or apprentice does not cause interference with the show and does not communicate with the judge during the class. Communication with a judge can only be between classes and shall not interfere or hinder the movement of the show.
- S.** When requested by an exhibitor, through the show management, the judge is urged to give an opinion courteously and sincerely in the presence of show management. In no way is a class or show to be held up due to exhibitors holding question and answer sessions with a judge. Spectators are not to question a judge during a show. A judge shall not respond to spectators if questioned at the show.
- T.** In judging halter and dun factor classes, a judge, at a minimum, must view each horse from the front, rear and both sides. In single judge shows, a judge shall place the horses in halter classes in a head and tail position prior to signing the score sheet. The horses shall be placed to show 1st, 2nd, 3rd, etc. A judge's decision shall be final and there shall be no changing of results unless an error in recording a number was made. Such error can be corrected to correspond with the head and tail lineup as placed by the judge. In multiple judge shows, a head and tail lineup is not allowed prior to submission of the judges' cards. In large classes multiple

judges may make a cut in the class. Such cuts must be given to the announcer to call for the finalists to remain in the arena but the announcer shall not call the same number twice. In such elimination, an announcer shall call the finalist's numbers only once regardless of which judge or judges submitted such numbers. Changing a score sheet for any reason once signed by the judge and sent to the announcer is not allowed unless a duplicate number or number that is not assigned to any exhibitor has been improperly recorded. In such case, effort is to be made to record a correct number.

- U.** In performance classes where scores are posted, obvious errors in calculation may be corrected on the score sheet with the following provisions:
 1. The calculation error is called to the judge's attention within one (1) hour of the class.
 2. The judge verifies the error in calculation and corrects the error and signs at the correction.

The show committee is responsible for calling this to the attention of the judge; no exhibitor or spectator may approach the judge in the matter. Posted scores may be placed for viewing, but not required, in classes that are scored as specified in this handbook with the exception of Longe Line where scores are required to be posted. Should the show committee post scores, it is to be done within fifteen (15) minutes of the class to allow a forty-five (45) minute time limit to view the placing.

- V.** A judge shall place the top seven (7) horses in each class. In classes of eighteen (18) or more entries a eighth (8th) place must be listed on the judge's score sheet.
- W** A judge's decision representing his/her individual preference is not to be protested unless it is alleged to be in violation of the rules. A judge may not deviate from the rules as printed in this manual unless a deviation is safety related. Example of such would be to eliminate a mandatory obstacle deemed unsafe in a trail class.
- X.** A judge has absolute control of the show ring or arena and authority over all persons in it. Persons in the arena are subject to the orders of the judge. A judge's decision is final in all cases including soundness of a horse, if a veterinarian is not available or called for immediately by the judge. A class is considered judged when the judge has marked the score card. A score card will not be returned to the judge unless a change is required as determined under paragraphs "T" and "U" above.
- Y.** In multiple-judged shows the judges will make all effort not to converse during the judging of a class. Judges may confer in a timely manner regarding lameness, rules violations, disqualifications and major penalties in any division if a scribe, show manager, ring steward or other person designated by show management is present during the consultation. Judges may discuss class procedure between classes with ring steward to be included in the conversation. When more than one judge is judging, the judges will not stand in the same area of the arena while judging performance classes. In timed events where stop watches are used, the judges are to compare and average the times on the watches for each contestant and are allowed to communicate regarding the averaging of the times without the presence of a steward. Large classes involving more than twenty (20) entries in halter or dun factor and performance classes having more than one go-around may warrant multiple judges to make a

cut in the class. When such cuts are made, each judge will submit a sheet with the entry numbers for the finals and such entry numbers will be given to the announcer for a call back or to remain in the arena. The announcer is to consolidate the lists of entry numbers so as not to call the same number more than once for the final go.

- Z. The integrity of IBHA is compromised by judges who arouse suspicions of unfairness and wrongdoing. No judge shall use strong or abusive language while judging a show. No judge shall judge while intoxicated. Smoking, chewing tobacco, use of cellular telephones or pagers is not permitted in the arena. Every judge is to be totally impartial in every decision. Judges are expected to be courteous, diplomatic and hard working. See Ethics section (GR-12) for additional reference.
- AA. It is the responsibility of a judge to report, in writing or by indicating on show evaluation form, any instance where a first or second place horse in halter does not return for the selection of Grand and Reserve Grand Champion. Information is to be specific as to show, date, which sex, age and placed horse that did not return.

SR-07. RING STEWARDS AND ANNOUNCERS

- A. A competent ring steward is required at all IBHA approved shows. There shall be one steward for each judge in multi-judge shows. Only two (2) different stewards (but only (1) one at a time) are allowed to work with one (1) judge on one (1) day. In case of an unforeseen emergency, a third steward may be used for one (1) judge. It is recommended to have one (1) steward per judge work the entire show with the same judge.
- B. An incompetent steward may be replaced or excused by the judge. In such case of incompetence, a judge may choose to work with no ring steward to expedite the show rather than use a steward that is apt to hinder a show. In the case of no competent steward, a person may be used to collect the result cards from a judge but shall not remain in the arena during the judging of a class.
- C. Any reputable person may act in the capacity of ring steward providing that person is capable through ability and experience and is familiar with the IBHA rules. It is highly recommended that the ring steward be a current member of IBHA to be knowledgeable of the IBHA rules. A ring steward is to make the work of the judge easier by relieving the judge of unnecessary details. The steward is to help the judge but not advise the judge. The steward has charge of the activity in the arena and shall act as mediator between judge and exhibitor. The steward must control the conduct of exhibitors and horses in the arena.
- D. A ring steward may not officiate in any class where a member of his/her family or household member is showing. Family members are the same as described for a judge in SR-06 par."P".
- E. A ring steward shall be neat and presentable at all times. Although the dress code of a judge is not required, a steward is expected to have pride in the position and reflect this in attitude and dress.
- F. A ring steward shall be familiar with procedure of sifting or making cuts in a class to aid the judge in making sifts or cuts. A ring steward shall be aware of class procedures and classes to be next in the arena and should instruct gate workers on opening or closing of a class.
- G. A ring steward shall assemble the class properly and keep the judging program on schedule. Stewards will not take part in the judging. A steward

shall, at all times, endeavor to keep the possibilities of an accident at a minimum. The steward shall move and place horses as advised by the judge.

- H. A ring steward shall have the authority to ask an exhibitor to remove his/her horse for the safety of other horses, exhibitors, and/or spectators. This authority also pertains to unsportsmanlike conduct of the exhibitors.
- I. In compliance with using competent show personnel, any person serving as show announcer must be capable, through experience and knowledge, to the extent of having ability to work with judges, stewards and show management in keeping the classes interesting and moving. The announcer shall call cadence as instructed by the judges through the ring steward.
- J. An announcer shall not refer to judges by number of alphabetic letter (as Judge A or Judge B etc.) but is required to refer to the judges by their name (as Judge Jones or Judge Smith etc.).
- K. An announcer shall never identify any exhibitor by name or by horse's name until announcement of the placing's after a class. Entry numbers are to be used when referring to or calling an exhibitor. An example in individual works would be: "Entry #100 is performing with entry #118 next to perform and entry #76 is on deck". The same applies to calling exhibitors back to the arena for a final go-round or for calling exhibitors back into the arena to be judged for Grand and Reserve Grand Champion.
- L. All class results shall be announced for each judge before the next class starts and, if feasible, should be announced while entries are in the arena. When announcing placings the announcer shall, at a minimum, announce the name of the exhibitor and back number of the entry. The announcer may include the name of the horse, name of owner and state but only if such announcement does not cause delay in the show.

SR-08. SHOW MANAGER AND SHOW SECRETARY RULES

- A. Show Manager Any reputable person may act in the capacity of show manager who can furnish proof of their ability and, or experience to manage an IBHA approved show. A show manager must be a current member of IBHA. The show manager is the person in charge of the IBHA division of the show or contest and may not serve as show secretary or ring steward. The show manager shall make effort to satisfy the comfort of horses, exhibitors, spectators and officials. The show manager is to enforce all rules referring to the show or contest and may excuse a horse from the show or contest prior to or during the judging.
- B. Show Management Show management shall be those persons working directly with and under authority of the show manager to aid in performing the required duties to produce a show or contest. Show management shall receive written complaints of incidents of cruel, abusive or inhumane treatment of horses on the grounds and forward such complaints to IBHA for possible disciplinary action under the association's rules pertaining to unsportsmanlike conduct. Show management shall have the right to establish ground rules for the amount of time an exhibitor is allowed to begin a performance and shall enforce such ground rules. Show management must return completed judges evaluation forms provided in show packet. Future show approvals will be denied if evaluation forms are not completed and returned.
- C. Show Secretary Any reputable person may act in the capacity of show

secretary who can furnish proof of their capability through ability and experience and knowledge of IBHA rules. A show secretary must be a current member of IBHA. The secretary is responsible for fees collected for IBHA and may not serve as show manager or ring steward at the show that they serve as show secretary.

SR-09. EXHIBITOR REQUIREMENTS

- A.** Every owner and exhibitor competing in an IBHA approved class or event must possess a current IBHA membership card as specified within this section. These rules pertain to open classes, Youth Activity Classes and Amateur Classes. The exhibitor is to properly display the entry number for visibility of the judge at all times. Failure to enter the class with the assigned entry number plainly visible is cause for disqualification. If the entry number is displayed on the horse, it must be on both sides.
- B.** Open IBHA Classes. To enter these classes, every person must possess a current IBHA membership card or a current IBHA Youth Activity membership card and produce such card or photocopy of the card at the entry booth to be allowed to compete or exhibit a horse. An exhibitor that is not a current IBHA member may fill out an IBHA membership application that is specially provided to the show management and pay for it at the show. Such membership application and fees, to include rush charges are to be submitted with the show result forms. If an exhibitor is a member but cannot produce their card or photocopy of their card at the show they must fill out a replacement membership form and pay the membership fee at the show before entering. Duplicate membership fees will be refunded.
- C.** Youth Activity Classes. To enter these classes, every contestant must possess a current IBHA Youth Activity membership card and produce such card or photocopy of card at the entry booth to be allowed to compete in IBHA Youth Activity classes. An exhibitor that is not a current IBHA Youth Activity member may fill out an IBHA Youth Activity membership application that is specially provided to the show management and pay for it at the show. Application must include documentation and verification of eligibility ownership of horse(s). Such membership applications and fees, to include rush charges are to be submitted with the show result forms. If an exhibitor is a member but cannot produce their card or photocopy of their card at the show they must fill out a replacement membership form and pay the membership fee at the show before entering. Refer to the Youth Activity rules section for further Youth Activity rules and regulations.
- D.** Amateur Classes. To enter these classes every person must possess a current IBHA Amateur membership card and produce such card or photocopy of card at the entry booth to be allowed to compete in IBHA Amateur classes. An exhibitor that is not a current IBHA Amateur member may fill out an IBHA Amateur membership application that is specially provided to the show management and pay for it at the show. Application must include documentation and verification of eligibility and ownership of horse(s). Such membership application and fees, to include rush charges are to be submitted with the show result forms. If an exhibitor is a member but cannot produce their card or photocopy of their card at the show they must fill out a replacement membership form and pay the membership fee at the show before entering. IBHA Amateur fee is to be paid in addition to

the regular IBHA membership fee on an annual basis. Refer to the Amateur rules section for further Amateur rules and regulations.

1. Amateur Select classes. The same rules apply as above with the addition of the Amateur Select membership card.
- E. Walk Trot Classes. To enter these classes every person must possess a current IBHA Walk Trot membership card and produce such card or photocopy of card at the entry booth to be allowed to compete in IBHA Walk Trot classes. An exhibitor that is not a current IBHA Walk Trot member may fill out an IBHA Walk Trot membership application that is specially provided to the show management and pay for it at the show. Application must include documentation and verification of eligibility and ownership of horse(s). Such membership application and fees, to include rush charges are to be submitted with the show result forms. If an exhibitor is a member but cannot produce their card or photocopy of their card at the show they must fill out a replacement membership form and pay the membership fee at the show before entering. IBHA Walk Trot fee is to be paid in addition to the regular IBHA membership fee on an annual basis. Refer to the Amateur rules section for further Amateur rules and regulations.
- F. No exhibitor may be required to be a member of another organization (such as an IBHA charter) in order to compete in an IBHA approved class.
- G. Show management shall be required to maintain records to establish that each exhibitor's entry fee was paid as required and shall further be required to be responsible in submitting any and all membership applications and fees with the show results. Show management that does not submit membership applications and fees, for those persons allowed to show and did not produce proof of membership requirements, shall be liable to IBHA for such fees and applications upon submission of show results. Failure to abide by this rule will warrant IBHA disciplinary action and/or suspension of membership from IBHA with loss of future approvals to produce IBHA approved events.
- H. IBHA JUDGES. Current IBHA approved judges are members of IBHA. Producing an IBHA judge's card or photocopy of card satisfies the eligibility rule to compete or exhibit in IBHA open classes. IBHA approved judges are not eligible to compete or exhibit in Amateur classes.
- I. **LEASED HORSES** IBHA accepts and follows the same rules as AQHA as pertains to leased horses.

SR-10. APPROPRIATE EXHIBITOR ATTIRE

- A. Western Classes. In all western classes, including halter classes, it is mandatory to wear suitable western attire consisting of a shirt with long sleeves and a collar (band, standup, tuxedo), western hat, western boots and long pants (slacks, trousers, jeans, etc.). Spurs and chaps are optional in all riding classes. However, they are not allowed in Halter and Showmanship classes. In timed speed events, barrel racing and pole bending, a rider must wear either a western hat or safety helmet with harness. In timed speed events, a five-second penalty will be assessed if the hat or helmet is not on the exhibitor's person for the entire time the exhibitor is in the arena. It is optional that an exhibitor may wear a hard hat with harness in all classes. Special exception because of religious reason or physical handicap must be requested with documentation to IBHA and obtaining written approval prior to participation.

- B. English Classes. In all English classes, including over fence classes, suitable attire appropriate for showing such classes must be worn. Suitable attire shall consist of hunt coats of traditional color (such as navy, dark green, grey, black, or brown). Maroon and red are improper. Breeches are to be of traditional shades of buff, khaki, canary, light grey, or rust, with high English boots or paddock (jodphur) boots of black or brown. Black, navy blue or brown hunt cap (hard helmet) or safety helmet. It is optional that an exhibitor may wear a hard hat with harness in all classes; however, it is mandatory that all exhibitors wear a hard hat with harness in all over fence classes and when schooling over fences. Stock tie or choker is required Spurs are optional but if worn are to be of unrowelled type. Slip on spurs are not permitted. Crops and bats are optional. Exhibitors hair must be neat and contained (as in a net or braid).
- C. Dress Allowance. Judges at their discretion may authorize adjustments to attire due to weather-related conditions.
- D. No exhibitor may show in a Western Class wearing English attire and vice versa. Judges must penalize exhibitors and contestants who do not conform to the dress code rules.

SR-11. EQUIPMENT

- A. Equipment referred to within this handbook shall mean the equipment as described in these rules set forth in this "Equipment" section SR-11. Required, allowable, optional and prohibited equipment is described and listed herein to allow for maximum safety, protection and humane treatment of horses being exhibited. To maintain such standards, a judge shall have the authority to require removal or alteration of any piece of equipment or accouterment which, in his or her opinion, would tend to give a horse unfair advantage or which is believed to be inhumane. A horse bleeding at the mouth may be disqualified at the judge's discretion. Reruns will not be allowed in instances of equipment failure. Equipment failure causing delay or run to be discontinued shall constitute disqualification, except in Working Hunter or Jumping classes (see appropriate class description for details).
- B. Halter Class Equipment. Horses exhibited in halter classes, including the Dun Factor Class, are to be shown in halter and lead strap only. Halter and lead may be of leather or nylon or suitable synthetic material but shall not be of so called "shipping" or rope halter quality. Tack shall be neat, clean and well-cared for. Silver equipment is allowed but shall not be considered in judging of these classes.
 - 1. Lip cords and safety leads. For the purpose of this rule, the term "halter equipment" shall only include a safety lead or lip cord.:
 - a. Safety lead is described as a soft/flexible nonabrasive protective leather/leather-like covered chain with links having a gauge of at least 4.0mm that has an unsecured keeper with at least $\frac{3}{4}$ inches of the outside of the halter before attachment of keeper.
 - b. Lip cord is a round smooth soft/flexible nonabrasive cotton polyblend cord with a dense core no smaller than $\frac{3}{8}$ inches that has an unsecured keeper with at least $\frac{3}{4}$ inches of the cord outside of the halter before attachment of keeper of leather part of lead shank.
 - c. and is applied only over gum and not through mouth.
 - d. with respect to the cord applied over the gum, is made up of cord

- having a diameter of at least 3/8 inches; cord applied over gum may not contain internal or external metal.
- d. no foreign substances or additional materials may be added to the lip cord or safety lead.
2. The following horses may not be shown with an allowed lip cord or safety lead:
- weanlings
 - any horse in a Performance Halter Ranch Conformation class
 - mares, geldings in open division
3. Stallions one year of age and older may be shown with an allowed lip cord or safety lead in open and amateur divisions; mares and geldings 1 year of age and older may be shown in amateur and youth divisions with an allowed lip cord or safety lead. All Halter Equipment that does not meet these definitions are prohibited. Lip chains of any type are prohibited.
- C. Western Performance Classes. Horses must be shown in a western or stock saddle. Numbers must be worn on back or attached to both sides of saddle pad. Silver equipment will not count over a good working outfit. Horses five (5) years old or younger may be shown in a snaffle bit, hackamore, curb bit, half-breed or spade bit. Horses six (6) years old and older may only be shown in a curb bit, half-breed or spade bit. When a curb bit is used, a leather, nylon, chain or combination of chain and leather or nylon curb strap is required but must be at least one-half (1/2") inch wide, lie flat against the jaw of the horse and must meet approval of the judge. A broken curb strap or chain is not necessarily cause for disqualification.
- Optional Equipment:
 - Rope or riata to be coiled and attached to saddle.
 - Hobbles attached to saddle.
 - Tapaderos, except in Working Cow Horse classes where they are not allowed.
 - Protective boots and leg wraps are allowed in Reining, Working Cow Horse, Barrel Racing, Pole Bending, Tie Down Roping, Heading, Heeling, Cutting.
 - Spurs shall not be used forward of the cinch.
 - Western breast plate without tie-down from cinch to noseband.
 - Prohibited Equipment:
 - Wire chin straps regardless of how padded or covered.
 - Any chin strap narrower than one-half (1/2") inch.
 - Martingales, nosebands and tie-downs, except in roping, Barrel Racing and Pole Bending.
 - Protective boots and leg wraps in Halter, Showmanship, Western Pleasure, Trail, Western Riding, and Disciplined Rail.
- D. English Performance Classes. Horses must be shown in saddles of either black or brown leather of traditional hunting or forward seat type, and knee insert is optional. Saddle pads are to be of the classic style and composition, white or natural in color with appropriate size, fit and shape, except when necessary to accommodate numbers on both sides, for which a square pad or suitable attachment may be used. English snaffle bit (no shank), pelham and/or full bridle (with two reins), and kimberwick, all with cavesson nosebands and plain leather brow bands, must be used.
- Optional Equipment:

- a. Unrowelled spurs that are blunt, round, no longer than 1".
 - b. Crops or bats.
 - c. Gloves.
 - d. English style breast plate.
 - e. Braided mane and/or tail in hunt style.
 - f. Standing or running martingales only in Working Hunter and Jumping classes.
 - g. Protective boots, leg wraps are allowed in Jumping, and outdoors during inclement weather during Working Hunter.
2. Prohibited Equipment:
- a. Roweled spurs.
 - b. Slip on Spurs
 - c. Draw reins.
 - d. Standing or running martingales except in Working Hunter and Jumping classes.
 - e. Protective boots, leg wraps in English Showmanship, Pleasure Driving, Hunter Under Saddle, Hunt Seat Trail, and Disciplined Rail - English equipment.
 - f. Leg wraps, figure 8 or flash cavassons except in Jumping classes.
- E. Roping and Timed Speed Events. Horses must be shown in Western or stock saddle with western tack and equipment.. Use of hackamore, (including mechanical hackamore) or other type of Western bridle and bit is the option of the contestant; however, the judge may prohibit the use of bits or equipment that he/she may consider severe.
1. Optional Equipment:
- a. Tiedowns made of leather, nylon or rope.
 - b. Running martingales.
 - c. Gag bits with bars to be a minimum of 5/16" measured one inch from cheek piece. See bit diagram.
 - d. Spurs, but must not be used forward of the cinch.
 - e. Bats or crops.
2. Prohibited Equipment:
- a. Jerk lines.
 - b. Tack collars.
 - c. Wire chin straps or chin straps narrower than ½."
 - d. Any tiedown with bare metal in contact with the horse's head.
 - e. Mule bits and bicycle chain bits.
- F. Hackamore. Whenever this handbook refers to Hackamore, it means the use only of a flexible, braided rawhide, leather or rope bosal, the core of which may be either rawhide or flexible cable. Absolutely no rigid material will be permitted under the jaws, regardless of how padded or covered. Horse hair bosals are prohibited. This rule does not refer to the so called "mechanical" hackamore.
- G. Bits for Western Performance Classes. (Not including roping and speed events) Whenever this handbook refers to a bit in western performance classes, it means the use of a curb bit that has a solid or broken mouthpiece, has shanks and acts with leverage. All curb bits must be free of mechanical devices and should be considered a standard western bit. A description of a legal, standard western bit includes:
- 1. 8 ½ inch maximum shank overall. Shanks may be fixed or loose.
 - 2. In regards to mouthpieces, bars must be round, smooth and unwrapped metal of 5/16" to 3/4" in diameter measured one inch from

- cheek. They may be inlaid, but smooth or latex wrapped. Nothing may protrude below the mouthpiece (bars), such as extensions or prongs on solid mouthpieces. The mouthpiece may be two or three pieces. If it is a three-piece, a connecting ring of 1 1/4" or less in diameter, or a connecting flat bar of 3/8" to 3/4" (measured top to bottom with maximum length of two inches), it must lie flat in horse's mouth.
- 3 The port may be not higher than 3 1/2 inches, with rollers and covers acceptable. Grazing, broken mouthpieces, half breeds and spades are standard.
 - 4 Slip or gag bits, donut and flat polo mouthpieces are not acceptable.
 - 5 Horses 3 to 5 years of age may be shown in a smooth snaffle bit, hackamore, curb bit, half breed or spade bit. Two (2) year old horses will be shown only in smooth snaffle (at least 5/16" inch in diameter, no twisted wire) or hackamore. All hackamores are to be a maximum of 3/4 inch at the cheek and must be a minimum of 1 1/2 inch (approximately 2 fingers) between the bosal and the nose. When a junior horse is shown in a snaffle bit or hackamore, two hands must be used and will be held as follows: Split reins must be bridged. A mecate is acceptable only with a bosal. The rider's hands are to be carried near the pommel and not further than four (4) inches out of each side of the saddle horn with very limited movement. (See illustration for hand positions)
 - 6 Whenever this handbook refers to snaffle bit in western performance classes, it means conventional O-ring, egg-butt or D-ring with a ring no larger than four inches or smaller than 2 inches. (This measurement is from the outside to outside of the rings.) The mouthpiece must be round, smooth, unwrapped metal. It may be inlaid, but smooth or latex-wrapped. The bars must be a minimum of 5/16" in diameter, measured one inch in from the cheek, with a gradual decrease to the center of the snaffle. The mouthpiece may be two or three pieces. If it is a three-piece, a connecting ring of 1 & 1/4 " or less in diameter, or a connecting flat bar of 3/8" to 3/4", measured top to bottom, with a maximum length of two inches, it must lie flat in the horse's mouth. Optional loose leather only curb strap attached below the reins on a snaffle bit is acceptable.
- H. Bits for English Classes including Hunter Hack and Working Hunter. In all English (Hunt Seat) classes, an English snaffle (no shanks) kimberwick, or pelham (with two reins, no converters allowed), all with cavesson nosebands and plain leather brow bands, must be used. In reference to mouthpieces, nothing may protrude below the mouthpiece (bar). A port bit must be no higher than 1 1/2 inches. On broken mouthpieces only, connecting rings of 1 1/4 inches or less in diameter or connecting flat bar of 3/8 to 3/4 inches (measured top to bottom with a maximum length of 2 inches) and which lies flat in the horses mouth are acceptable. All mouthpieces must be a minimum of 5/16 inch in diameter. Smooth round twisted, slow twist, straight bars or solid mouthpieces with a maximum of 1 1/2 inch high port are acceptable. English bits of any style featuring cathedral or donut mouthpieces; rough, sharp material or mechanically altered bits are illegal and shall be cause for elimination. If a curb strap is used, the chain must be at least 1/2 inch in width and be flat against the jaw of the horse.
- I. Bits for Jumping. In Jumping, all bits used in other English classes are

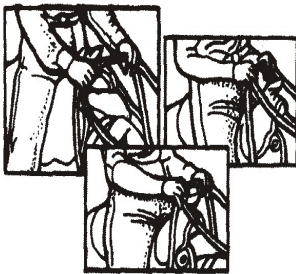
acceptable. Choice of bits will be at the exhibitors option including corkscrew, double twisted and dull "edge" mouthpieces. The judge may prohibit the use of bits and equipment he may consider too severe.

- J. Romal. Whenever this handbook refers to Romal, it means an extension of braided material attached to closed reins. The extension is allowed to be carried in the free hand with a 16 inch space between the reining hand and free hand holding the Romal. When using romal reins the riders hand should be around the reins with the wrist kept straight and relaxed, the thumb on top and the fingers closed lightly around the reins. When using a romal no fingers between the reins are allowed. The free hand may not be used to adjust the riders length of rein in any reining class listed under OR-17. During reining the use of the free hand while holding the romal to alter the tension or length of the reins from the bridle to the reining hand is considered to be the use of two hands and a score of 0 will be applied, with the exception of any place a horse is allowed to be completely stopped during a pattern. In all other classes, including the reined portion of cow horse, the free hand may be used to adjust the rider's length of rein.

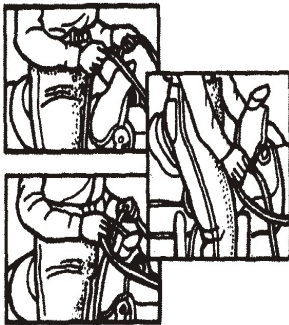
- 1. The Romal shall not be used forward of the cinch or to signal or cue the horse in any way. Any infraction of this rule shall be penalized severely by the judge.

- K. Reins. Junior horses, competing in western pleasure, reining, working cow horse, western riding and trail, that are shown with hackamore or snaffle bit, must be ridden with two hands on the reins. Senior horses (6 years and older) must be shown in bits as described in paragraph I and must be ridden with one hand on the reins with hand to be around the reins, index finger only between reins is permitted.

Acceptable



Not Acceptable



**ACCEPTABLE ENGLISH BITS
FOR ALL AGES**



SLOW TWIST



CORKSCREW



DOUBLE TWISTED WIRE



SINGLE TWISTED WIRE



CORRECTION BIT



**SNAFFLE BIT WITH
CONNECTING FLAT BAR**

UNACCEPTABLE ENGLISH BITS

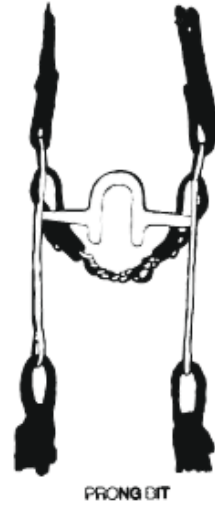
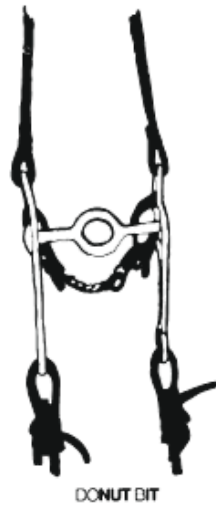
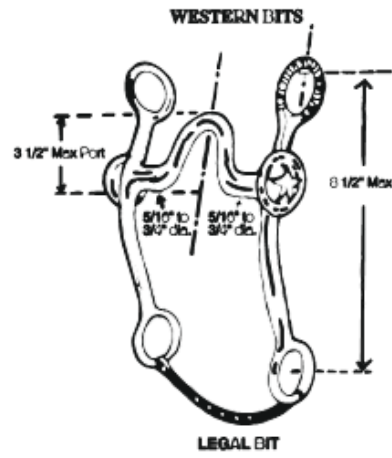



EXCESSIVE PORT



TRIANGULAR MOUTH

ACCEPTABLE CHAIN CHIN STRAPS



ILLEGAL BITS

SR-12. SAFETY REQUIREMENTS

"IBHA'S DISCLAIMER OF RESPONSIBILITY FOR SAFETY". IBHA does not assume responsibility for safety of participants at horse shows or other events it sanctions. Show or event management is responsible for participant safety. Application for IBHA approval is done on a voluntary basis with agreement to conduct shows according to IBHA rules. Assumption of responsibility for safety by show management is required by IBHA as an express condition to grant the designation of "IBHA APPROVED SHOW". Horses competing in such approved shows are identified by IBHA registration certificate and are to perform or be exhibited free of unauthorized drugs or other prohibited substances. Safety is a concern of everyone, but IBHA does not assume responsibility for it.

Without assuming the affirmative duty to monitor possible physical handicaps of exhibitors, if a condition of exhibitor physical disability comes to the attention of IBHA, the individual may be denied participation privileges in IBHA approved events until such time as he or she provides IBHA with sufficient information to conclusively establish physical capability to participate, without posing a significant risk to the health or safety of the individual and/or the other exhibitors of the class in which he or she desires to participate. At IBHA's sole discretion, the individual may be authorized to use special equipment to enhance physical ability to safely exhibit in IBHA-approved events.

Exhibitors with Special Needs. An exhibitor who is physically challenged and needs special accommodations may request a variance from the Executive Committee to have their special needs accommodated to be allowed to exhibit and be judged on IBHA-approved classes. The Executive Committee will issue a letter to the exhibitor granting or denying the request stating the accommodations necessary and the classes to be exhibited in. It is the exhibitor's responsibility to present the letter or photocopy to the show management when making entries. The letter must be applied for on a yearly basis and will be valid through December 31 of the current year. It is show management's responsibility to inform the judges of special accommodations being used.

- A. Safety helmets (hard hats with harness) are required to be worn in all over fence classes. Safety helmets are allowable in all classes and are encouraged in all timed speed events.
- B. Any contestant assisted, in any manner, by another person inside the arena or show ring shall be automatically disqualified unless:
 - 1. The other person is a co-contestant in a team event such as team roping or cutting, or
 - 2. Assistance is necessitated for safety of competing exhibitor or horse to be determined by the judge.
- C. Any horse in an arena, for any reason to perform or practice, found to kick, buck, rear, bite or display any action that could hinder the safety of the exhibitor or any other person or horse shall be disqualified by the judge or ring steward if in a performance class, or removed from the arena by the show committee if such action is during a practice session.
- D. Any rider in a class that is performing with unsafe equipment or broken equipment may be disqualified by the judge or ring steward. Examples would be, but are not limited to, riding with one (1) stirrup missing from the

saddle, riding with a broken rein or loose rein to dangle from the bridle, broken flank strap to be hanging from the saddle, breast collar broken and hanging, etc.

- E. The fall of a horse or rider being judged shall be cause for disqualification from the class. A horse is considered to have fallen when it is on its side and all four (4) feet are extended in the same direction. A rider is considered to have fallen when he or she is not astride.
- F. Loose horse: Any horse that becomes detached from its handler and is no longer under control shall be disqualified. If the initial horse exhibiting poor mannerisms causes other exhibitors to lose their horse only the initiating horse can be disqualified. The decision of the judge is final.
- G. Contestants are prohibited from using open flames (cigarette lighter or matches) or any rigid or sharp article to attract the attention of a horse in a halter or dun factor class. Examples would be: lighting a fire to draw attention, poking the horse with a sharp or rigid article or causing pain to alert a horse. Such actions may cause disqualification from the class.

SR-13. DRUGS AND ABUSE

- A. **DRUGS AND/OR ACTIONS.** No person shall cause to be administered internally or externally to a horse, either before or during an approved event, any drug, medication, mechanical device or artificial appliance, or similar action which is of such character as could affect the horse's performance or appearance at that event. **EXCEPT FOR THOSE CONDITIONALLY PERMITTED THERAPEUTIC MEDICATIONS, THE USE OF WHICH IS SPECIFICALLY PROVIDED FOR IN THE THERAPEUTIC MEDICATION ADDENDUM FOLLOWING SUBSECTION (J) OF THIS RULE.** Any action, or substance administered internally or externally, whether drugs or otherwise, which may interfere with the testing procedure or mask or screen the presence of such drug is forbidden. Such administered substance or drugs shall cause the horse to be eliminated from competition or exhibition at the event. This rule is to be adhered to regardless of any deviance in state laws.
- B. **UNKNOWN INGREDIENTS.** The use of medical preparations and tonics of any kind in which the ingredients and quantitative analysis are not specifically known is cautioned against as the use of such may result in a positive analysis of the specimen taken from the horse.
- C. **PERMISSION FOR TESTING.** Every exhibitor shall, upon request of show management, permit a specimen of urine, saliva or other substance to be taken for testing. Refusal to comply with such request shall constitute grounds for immediate disqualification of the horse from further participation at the show and shall constitute grounds for suspension as determined by the IBHA Executive Committee. Drug testing fees to be charged are subject to IBHA approval. Show management desiring to conduct drug testing must obtain written authorization from IBHA.
- D. **PRESENCE OF PROHIBITED SUBSTANCE.** If a laboratory report on the chemical analysis of saliva, urine or other samples taken from a horse indicates the presence of a prohibited substance, drug or medication, this shall be taken as prima fascia evidence that such substance has been administered to the horse either internally or externally.
- E. **REPORTING DRUGS.** Upon discovery of the administration of a drug, medication, or prohibited substance or administration of mechanical

device or artificial appliance, or similar forbidden action, the show committee and/or show management shall immediately report the matter in writing to IBHA within three (3) days of the close of the show. It shall be the responsibility of show management to forward to the office of IBHA complete information in writing concerning a forbidden drug case or refusal to allow testing.

F. **INDIVIDUAL RESPONSIBILITY.** An individual is absolutely responsible for a horse's condition if that individual:

1. Designates themselves as exhibitor on the entry form;
2. Signs the entry form on behalf of themselves or another person;
3. Authorizes another to designate themselves as exhibitor on entry form;
4. Physically participates in an event by riding or showing the horse;
5. Is the trainer, having presented or caused to be presented the horse at the show grounds for exhibition.

Both the exhibitor designated on the entry form and the person having actual possession of the horse while physically participating with the horse in the event are conclusively presumed to be authorized by the owner to execute all documents, necessary or convenient to allow the horse's participation in an IBHA approved event, including documents pertaining to drug testing. The exhibitor and owner acknowledge an exhibitor represents the owner in regard to his horses entered in an approved show.

As an express condition of the privilege to participate at an IBHA approved show or event, each horse owner, exhibitor, trainer and participant assumes the risks of participation and releases and discharges IBHA, its officers, directors, representatives and employees from any and all liability, whenever or however arising, as to personal injury or property damage occurring as a result of participation in an event conducted by the show or on the show grounds thereof.

G. **EXHIBITOR RESPONSIBILITY.** The exhibitor is presumed to know all the IBHA rules and regulations and the penalty provisions of said rules and regulations. The voluntary action in entering or exhibiting a horse and the responsibility of the condition of a horse makes the parties involved eligible for disciplinary action whether or not those parties had actual knowledge of the presence of a forbidden drug or substance, directly participated in the administration thereof, innocently miscalculated its retention time in the horse's system or any other reason for its presence is established.

H. **ARTIFICIAL APPLIANCES.** Notwithstanding the general prohibition of the rule against artificial appliances, the use of a pacemaker or prosthetic eye may be permitted if the owner files written request for permission and submits such documentation as requested, which request will then be submitted to the Executive Committee for consideration, after which, if request is approved, such authorization will be noted on the horse's registration certificate. Tails may be lengthened by hair to hair attachment only with no attachments of any kind to the tail bone. This rule does not pertain or allow addition or extension of any hair to the mane, or foretop. The use of weighted tails is legal.

I. **ABUSE AND INHUMANE TREATMENT.** No person shall exhibit any horse which appears to be sullen, dull, lethargic, emaciated, drawn or overly tired. No person on the show grounds, including but not limited to, barns, stalls, practice area, parking area, and show arena, may treat a

horse in an inhumane manner which includes but is not limited to:

1. Placing an object in a horse's mouth so as to cause undue discomfort or distress;
 2. Tying a horse in a manner as to cause undue discomfort or distress in a stall, trailer, when longeing, or when riding;
 3. Letting blood from a horse;
 4. Use of inhumane equipment;
 5. Any item that restricts movement or circulation of the tail;
 6. Use of inhumane training techniques or methods;
 7. Intentional inhumane treatment which results in bleeding. The standard by which conduct or treatment will be measured is that which a reasonable person, informed and experienced in generally accepted equine training and exhibition procedures, would determine to be cruel, abusive or inhumane.
- J. REPORT OF ABUSE. Upon report or discovery of inhumane treatment, show management shall immediately investigate the incident and report it to IBHA. Show management shall make every effort to obtain the concurrence of any IBHA authorized personnel (if available) such as an IBHA Charter Delegate, IBHA Executive Committee member, IBHA Judges Committee member or Drug and Illegals Committee member. When requested, by show management, to refrain from inhumane treatment to a horse, the exhibitor shall comply with the request of show management or be subject to denial of any further participation in the show and may be requested to leave the show grounds. Disciplinary action, due to reported incidents, will be determined and taken by IBHA.
- K. DISCIPLINARY ACTION. The presence of a prohibited drug, medication or abuse as defined in Rule SR-13 in a horse participating in the IBHA World Show &/or IBHA sanctioned event shall be grounds for IBHA to take action. For a complete list of penalties please go to the IBHA website at www.ibha.net.

THERAPEUTIC MEDICATION ADDENDUM

(DOES NOT APPLY IF PROHIBITED BY GOVERNMENTAL REGULATIONS)
EXHIBITORS, OWNERS, TRAINERS, AND VETERINARIANS ARE CAUTIONED AGAINST THE USE OF MEDICINAL PREPARATIONS, TONICS, PASTES, AND PRODUCTS OF ANY KIND, THE INGREDIENTS AND QUANTITATIVE ANALYSIS OF WHICH ARE NOT SPECIFICALLY KNOWN, AS MANY OF THEM MAY CONTAIN A FORBIDDEN SUBSTANCE.

- A. Forbidden drugs or substances:
1. Any drug or substance considered a Class I or Class II substance as defined in the ARCI's Uniform Classification Guidelines for Foreign Substances, Revised Edition, February 14, 1995.
 2. Any stimulant, depressant, tranquilizer, or sedative which could affect the performance of a horse (stimulants and depressants are defined as substances which stimulate or depress the cardiovascular, respiratory or central nervous system).
 3. Any substance, regardless of how harmless or innocuous it might be, which might interfere with the detection or quantization of any substance or drug testing procedures.
 4. Clenbuterol
 5. Albuterol

6. Any anabolic steroid in halter classes, section (B) below does not apply

B. Conditionally permitted therapeutic medication: Any drug, medication, or substance which could affect the performance of a horse that is used for the legitimate treatment of illness or injury and is not specified as a forbidden substance as defined in paragraph (A)(1) above.

HOWEVER, THESE DRUGS OR SUBSTANCES ARE FORBIDDEN AND USE THEREOF SUBJECTS THE PERSON TO DISCIPLINARY ACTION, UNLESS ALL CONDITIONS OF THEIR ADMINISTRATION ARE MET.

Each of the following requirements is a condition to authorize administration of conditionally permitted therapeutic medications, which shall be verified in a written medication report, available from IBHA or show management, completed in its entirety, and filed with show management before exhibition of the horse:

1. Administration by a veterinarian who is a member in good standing of the AAEP (American Association of Equine Practitioners) and licensed to practice veterinary medicine in the state where the event is being held or from a written prescription (written instructions) by a licensed veterinarian, who is a member in good standing of the AAEP, which documents administration of medication is necessary for the treatment of illness or injury. The administration of a conditionally permitted therapeutic medication for the purpose of transport, grooming, training, etc. is not therapeutic under this authorization rule.
2. The horse must be withdrawn and kept out of competition for not less than 24 hours after the medication is administered.
3. Identification of the medication: the name, amount, strength, and mode of administration.
4. Date and time of administration.
5. Identification of the horse: name, age, sex, color, and entry number.
6. Diagnosis of illness/injury, reason for administration, and name of administering and/or prescribing AAEP veterinarian.
7. Signature of veterinarian or person administering the medication. If by prescription (written instructions), a copy must be attached to the medication report.
8. The medication report must be filed with show management within one hour after administration of the medication or one hour after show management is available, if administration occurs at a time other than during competition hours.
9. The medication report must be signed by show management and time of receipt recorded on the report.
- 10 While this report must be filed only if the administered medication will be present in amounts detectable in blood and/or urine samples at the time of competition/sampling. Exhibitors are hereby cautioned it is their responsibility to determine whether or not such medication has had time to clear the horse's system. **IF THERE IS ANY DOUBT, A MEDICATION REPORT SHOULD BE FILED.**

C Restrictions concerning the use of conditionally permitted medications that may be administered within 24 hours of showing:

1. Only those thirteen (13) drugs or medications listed below may be administered within 24 hours of showing and should be administered in accordance with the recommendation following each to ensure compliance with maximum allowable plasma levels.

- a. Phenylbutazone** - The maximum permitted plasma concentration of phenylbutazone is 15.0 micrograms per milliliter, and the maximum permitted trace level is 2.0 micrograms per milliliter. When phenylbutazone is administered, the dose should be accurately calculated according to the actual weight of the animal. Each 24 hours, not more than 2.0 milligrams per pound of body weight should be administered, preferably less. For a 1000 pound animal, the maximum daily dose is 2.0 grams, which equals two 1.0 gram tablets, or two 1.0 gram units of paste, or 10.0 cc of the injectable (200 milligrams per milliliter). Neither a total daily dose nor part of an injectable dose should be administered during the 12 hours prior to competing. In the event the phenylbutazone is administered orally, half of the maximum daily dose (1.0 gram per 1000lbs) can be administered each 12 hours during a five (5) day treatment program. Phenylbutazone should not be used for more than five successive days. Whenever phenylbutazone is administered, flunixin meglumine should not have been administered during the seven preceding days.
- b. Flunixin** - The maximum permitted plasma concentration of Flunixin is 1.0 micrograms per milliliter, and the maximum permitted trace level is 0.2 micrograms per milliliter. When Flunixin Meglumine (Banamine®) is administered, the dose should be accurately calculated according to the actual weight of the animal. Each 24 hours, not more than 0.5 milligrams per pound of body weight should be administered. For a 1000 pound animal, the maximum daily dose is 500 milligrams, which equals two 250 milligram packets of granules, or one 500 milligram packet of granules, or 500 milligrams of the oral paste (available in 1500 milligram dose syringes), or 10.0 cc of the injectable (50 milligrams per milliliter). No part of a dose should be administered during the twelve (12) hours prior to competing. Any medicated feed must be consumed and/or removed at least twelve (12) hours prior to competing. The medication should not be used for more than five successive days.
- c. Ketoprofen** - The maximum permitted plasma concentration of Ketoprofen is 40.0 nanograms per milliliter, and the maximum permitted trace level is 10.0 nanograms per milliliter. When Ketoprofen (Ketofen®) is administered, the dose should be accurately calculated according to the actual weight of the animal. Each 24 hours, not more than 1.0 milligram per pound of body weight should be administered. For a 1000 pound animal, the maximum daily dose is 1.0 gram, which equals 10.0 cc of the injectable (100 milligrams per milliliter). No part of a dose should be administered during the twelve (12) hours prior to competing. The medication should not be used for more than five successive days.
- d. Meclofenamic Acid** - The maximum permitted plasma concentration of Meclofenamic Acid (Arquel®) is 1.0 micrograms per milliliter, and the maximum permitted trace level is 0.1 micrograms per milliliter. When Meclofenamic Acid is administered, the dose should be accurately calculated according to the actual weight of the animal. Each 24 hours, not more than 1.0 milligram per pound of body weight should be administered. For a 1000 pound animal, the maximum daily dose is 1.0 gram, which equals two 500 milligram packets of granules. No part of a dose should be administered during the twelve (12) hours

- prior to competing. Any medicated feed should be consumed and/or removed at least twelve (12) hours prior to competing. The medication should not be used for more than five successive days.
- e. Naproxen - The maximum permitted plasma concentration of Naproxen is 40.0 micrograms per milliliter, and the maximum permitted trace level is 2.0 micrograms per milliliter. When Naproxen is administered, the dose should be accurately calculated according to the actual weight of the animal. Each 24 hours, not more than 4.0 milligrams per pound of body weight should be administered. For a 1000 pound animal, the maximum daily dose is 4.0 grams, which equals eight 500 milligram tablets. No part of a dose should be administered during the twelve (12) hours prior to competing. Any medicated feed should be consumed and/or removed at least twelve (12) hours prior to competing. The medication should not be used for more than five successive days.
 - f. Firocoxib (Equioxx) (anNSAID) – The maximum permitted plasma concentration of FIROCOXIB (EQUIOXX) is 0.240 micrograms per milliliter. When FIROCOXIB is administered, the dose should be accurately calculated according to the actual weight of the animal. For a 1,000 pound animal, the maximum daily dose is 45.5 milligrams, which equals 0.1 milligram per kilogram of body weight once daily. No part of a dose should be administered during the 12 hours prior to competition. FIROCOXIB should not be administered for more than 14 successive days.
 - g. Eltenac - The maximum permitted plasma concentration of Eltenac is 0.1 micrograms per milliliter. When Eltenac is administered, the dose should be accurately calculated according to the actual weight of the animal. Each 24 hours, not more than 0.25 milligrams per pound of body weight should be administered, preferably less. For each 1000 pound animal, the maximum daily dose is 250 milligrams which equals 5.0 cc of injectable (50 milligrams per milliliter). No part of the dose should be administered during the 12 hours prior to competing. Eltenac should not be administered for more than five successive days.
 - h. Acetazolamide - may only be administered to horses documented through DNA testing to be positive (N/H or H/H) for HYPP (Hyperkalemic Periodic Paralysis). When acetazolamide is administered, the dose should be accurately calculated according to the actual weight of the animal. Each 24 hours, not more than 3 milligrams per pound of body weight should be administered. For a 1000 pound animal, the maximum daily dose is 3 grams.
 - i. Furosemide or Lasix® - when used, must be administered intravenously at least 4 hours prior to competition.
 - j. Isoxsuprine - when administered, the dose should be accurately calculated according to the actual weight of the animal. Each 24 hours, not more than 1.6 milligrams per pound of body weight should be administered (usually divided in two equal doses given 12 hours apart). For a 1000 pound animal, the maximum daily dose is 1600 milligrams, which equals eighty 20 milligram tablets. No part of a dose should be administered during the four (4) hours prior to competing. Any medicated feed should be consumed and/or removed at least four (4) hours prior to competing.

- k. Lidocaine / Mepivacaine (when administered within 24 hours of showing) - may only be used under actual observation of event management (or designated representative) and/or the official show veterinarian, either of which must sign the medication report form, to aid in the surgical repair of minor skin lacerations which, by their very nature, would not prevent the horse from competing following surgery. Medication report form must be filed with show management as required.
- I. Dexamethasone - The maximum permitted plasma concentration is 3.0 nanograms per milliliter at the time of competition. In order to help trainers, owners, and their veterinarians achieve compliance with this rule in connection with the therapeutic use of dexamethasone, it should be administered in accordance with the guidelines below. These guidelines include several alternative scenarios for dose time, and route of administration. Whenever dexamethasone is administered, the dose should be accurately calculated according to the actual weight of the animal.
1. Alternative Number 1. (2.0 mg or less per 100 pounds IV or IM at 12 or more hours before competition). Each 24 hours, not more than 2.0 milligrams of dexamethasone injectable solution per 100 pounds of body weight should be administered intravenously or intramuscular dose of dexamethasone injectable solution (4.0 milligrams per milliliter). No part of this dose should be administered during the 12 hours prior to competing. Dexamethasone should not be administered for more than five successive days.
 2. Alternative Number 2. (0.5mg or less per 100 pounds IV at 6 or more hours before competition). Each 24 hours, not more than 0.5 milligrams of dexamethasone injectable solution per 100 pounds of body weight should be administered intravenously, preferably less. For a 1000 pound animal, the maximum daily intravenous dose of dexamethasone injectable solution is 5.0 milligrams per milliliter).
 3. Alternative Number 3. (1.0 mg or less per 100 pounds orally at 6 or more hours before competition). Each 24 hours, not more than 1.0 milligrams of dexamethasone powder per 100 pounds of body weight should be administered orally, preferably less. For a 1,000 pound animal, the maximum daily oral dose of dexamethasone powder is 10.0 milligrams, which equals one packet of dexamethasone powder (10.0 milligrams per packet). No part of this dose should be administered during the 6 hours prior to competing. Any medicated feed should either be consumed or removed at least six (6) hours prior to competing. Dexamethasone should not be administered for more than five successive days.
- m. Diclofenac (Surpass) - The maximum permitted plasma concentration is .005 micrograms. Every 12 hours, not more than 73 mg of diclofenac liposomal cream should be administered (not more than 146 mg per 24 hour period) to the infected site. This 73mg dose equals a 5-inch ribbon of cream not greater than ½ inch in width, which should be rubbed thoroughly into the hair over the joint or affected site using gloved hands. Administration of diclofenac cream

- should be discontinued 12 hours prior to competing. Do not apply with any other topical preparations including DMSO, nitrofurazone, or liniments and do not use on an open wound. Diclofenac cream should not be administered for more than 10 successive days.
2. Administration of these drugs does not require that the horse be withdrawn and kept out of competition for a period not less than 24 hours after the medication is administered, nor is there a requirement that a medication report be filed with show management, except when Lidocaine/Mepivacaine is used (see (j) above).
 3. If more than one nonsteroidal anti-inflammatory drug substance (NSAID) is present in the same plasma or urine sample, no more than one is to be present in a concentration which exceeds trace levels.
 4. If two of the nonsteroidal anti-inflammatory drugs listed above are administered at any time during the seven days prior to competing, one of them should not be administered during the 48 hours prior to competing, in order to avoid exceeding the maximum permitted trace level when two are present in the plasma.
 5. If any third nonsteroidal anti-inflammatory drug is administered, it should not be administered during the seven days prior to competing. (Exception: Dipyron, a "masking substance," is not to be administered during the 24 hours prior to competing.)
 6. In the event a nonsteroidal anti-inflammatory drug is administered in a manner that might cause the plasma concentration to exceed the quantitative restrictions of the rule (in the case of those permitted to be used) or might cause the drug to be detected at any level in plasma or urine (in the case of those not permitted to be used), the trainer and owner should withdraw the horse from competition, and the animal should be withheld from competition until the plasma concentration of any permitted drug returns to acceptable levels and/or until any nonsteroidal anti-inflammatory drug not permitted by the rules is no longer present in the blood or urine. In the event Dipyron is administered to a horse, the trainer and owner must comply with all of the requirements of section B of this addendum.
- D. Each of the thirteen (13) medications allowed in section (C) above must be administered in accordance with the recommendations as given for each. Should the testing laboratory report the presence of one of these drugs in an amount greater than what would be consistent with the recommendations or at a level higher than the maximum permitted plasma concentration for those listed in section C(1)(a-c), the matter will be reviewed and disciplinary action may be taken.
- E. Burden of persuasion to establish correct dosage and time limitation rests with the responsible person.
1. Additionally, as to drugs or substances described in subparagraphs (1)(2) and (3) above, in order to avoid disqualification by detection of a presence in the horse's system, the medication must be administered, or prescribed (letter of instructions) by a veterinarian, for the legitimate treatment of illness or injury, and administered at least 24 hours before exhibition. Should the testing laboratory report the presence of these drugs in an amount greater than what would be consistent with the specified dosage and/or time constraint or dosage for legitimate treatment of illness or injury, the laboratory test result will be reviewed and disciplinary action may be taken.

- F. Laboratory detection of an excessive dosage of an otherwise conditionally permitted therapeutic drug or drugs specified in subparagraphs (A)(2) and (3) above shall constitute presumption of a violation of this rule, and the responsible party has the burden of persuasion to establish that the dosage was administered within rule specifications.
- G. To avoid this rule violation presumption and the stringent responsibilities of this rule, the responsible party may decide to simply withdraw the horse from competition for at least 24 hours following the last administration of any conditionally permitted therapeutic medication.

SR-14. RULE DISCREPANCIES AT SHOWS

- A. Show management and show committees are expected to be familiar and knowledgeable of all rules pertaining to a show as described within this handbook. It is the intent of IBHA to have show management settle, within the scope of IBHA rules printed herein, any disputes and/or discrepancies on the day of the show.
- B. Should a dispute arise due to discrepancy of the intent of a published rule or due to interpretation of a rule herein printed, show management may request interpretation of the rule from an IBHA Charter Delegate member if such member is present at the show. IBHA Charter Delegate members are only to be used for IBHA rule interpretation when a judge or show management has a question in regards to any certain rule.
- B. The order of request for an IBHA Charter Delegate to enter into a discrepancy shall be as follows: First delegate to be requested would be that delegate representing the IBHA charter within the state or area of the show or, Second would be a delegate from another IBHA charter not within the state or area of the show should the delegate from the approving charter not be present.
- C. An IBHA Charter Delegate may be appointed, by show management, to act as an exhibitors representative. The representative would then act as the intermediary between the judge and exhibitors. Show management may appoint such representative from among the exhibitors in lieu of a Charter Delegate.
- D. Any IBHA Charter Delegate, when present at a show, is obligated to call to the attention of show management, any rule violation or infringement of any rule. Such violation or infringement should be corrected or prevented and if corrected or prevented does not require being reported to IBHA. Should a rule violation or infringement not be corrected, after called to the attention of show management, the Charter Delegate and/or show management is to report such violation to IBHA as soon as possible.

SR-15. MISCELLANEOUS SHOW RULES

- A. By entry and participation in IBHA approved shows, contests or classes an owner and/or exhibitor agrees that IBHA, the show management, and their agents and representatives, may photograph, film or tape any portion thereof, and use their likeness and that of the horse for training, promotions or other legitimate purposes without necessity of remuneration.
- B. The exhibitor, being the individual signing the entry blank, whether owner or otherwise, in the absence of substantial evidence to the contrary, is responsible for a horse's condition and presumes to know all the rules and regulations of IBHA; and the penalty provisions of said rules. When an

- exhibitor and/or representative acting on behalf of the exhibitor is guilty of unsportsmanlike conduct, IBHA can suspend the rights of such exhibitor and/or representative to participate in future shows for a period as deemed appropriate; and IBHA can bar from participation in any approved event, all horses registered in such suspended person's name according to IBHA records during the term of his suspension.
- C. Exhibitors are expected to conform to all class rules from the time they enter the show arena until they exit the show arena.
 - D. Entry Fee. No person shall pay another exhibitor's entry fee for the purpose of enlarging a particular class. Show management shall not allow a horse to compete for either no entry fee or a lesser entry fee than any other horse in the same event or class. All show fees shall be the same to all exhibitors within in each respective division: open, youth, amateur. Exception to this rule would be to have a maximum "all day" entry fee per division allowed to any exhibitor. With such "all day" fee an exhibitor not wishing to pay such fee would be required to pay the individual class entry fee and as such would not be in violation of a higher fee.
 - E. Horse's Registered Name. Any horse entered in an IBHA approved event or contest must be entered and listed under its registered name and number and must be exhibited under its complete registered name. The owner shall be listed as the last recorded owner as shown on the registration certificate as attested by the IBHA Registrar. Transfer forms or "bill of sale" reflecting a new owner, not recorded with IBHA shall not be accepted as ownership at any show. No person shall represent, as an IBHA registered horse, any horse other than the horse for which the registration certificate was issued. At no time may a horse be exhibited as "pending" or "unnamed".
 - F. Natural Markings. No person shall alter, in any way, or attempt to alter or hide the natural markings of a horse by either surgery, dye or any other manner. Any surgical procedure which could affect a horse's performance or alter its natural conformation or appearance is prohibited, except for those procedures performed by a licensed veterinarian for the sole purpose of protecting the health of the horse. Statement from such veterinarian shall be presented by the exhibitor upon request of judge or show management to satisfy the rule. Failure to produce a vet statement may cause denial of entry.
 - G. Arena Gate Rule. In all IBHA classes the arena gate is to be closed once the class is started. In timed/speed events or individual working events, the gate is to be closed once the contestant is in the arena to work. There will be no running starts or finishes made through an open gate unless an alleyway is provided with no access by persons or horses other than the contestant or horse being exhibited. This is to be determined by the Show Manager.
 - H. Class Cancellation. No IBHA approved class can be canceled the day it is scheduled unless there are no entries at time of call for the class or unless uncontrollable circumstances, as an Act of God, prevails.
 - I. Refunds. Show management has the discretion to refund or not to refund entry fee or stall fee according to its statements published prior to a show. Management has the right to set its precedent and policies regarding any refunds. Show management shall have the sole right to transfer entry fees, refuse to refund entry fees or set a policy of acceptable reason to refund. However, any published statements regarding refunds shall be

- adhered to and in no way will deviation to such statement apply to one exhibitor but not another. Any contestant withdrawing from an event or show shall abide by show management policy on refunds.
- J. Halter and Dun Factor Classes. Horses shown in these classes are to be shown in halter and lead as described in the Equipment section. Exhibitors are to dress in appropriate western attire.
 - K. Showmanship Classes. Horses shown in Youth Activity Western and Amateur Western Showmanship classes are to be shown in halter and lead. Exhibitors are to dress in appropriate western attire. In English Showmanship classes the horse is to be shown in appropriate hunt bridle and may have braided mane and tail. Exhibitors in English Showmanship class are to be dressed in appropriate hunt seat attire.
 - L. Class Scheduling. Show committees and show management are urged to schedule classes to allow for the least delays but allow for tack changes between classes. A break is recommended following halter classes. In Youth Activity Showmanship classes where both Western and English showmanship classes are held, it is recommended to space such classes to allow for any tack change required to enable the youth participants the advantage of entering those classes without delay in the show program.
 - M. Starting Lines. In all timed/speed events, the start and finish line markers must be placed on the fence or as far out to the fence as possible. When double judges are used there will be only one(1) run per entry. When stop watches are used, the judge/judges should be outside of the arena whenever possible.
 - N. Conspiracy to Violate. No person shall conspire to intentionally violate, alone or with another person, the rules of IBHA nor shall any person knowingly contribute or cooperate with another person, either by affirmative action or inaction, to violate the rules. Such conspiracy shall be cause for suspension from IBHA by the IBHA Executive Committee or other committee as appointed to investigate such matters. Any person approached by another to cooperate in violation of any IBHA rule, at a show, shall immediately report the matter to show management and then to IBHA, in writing, within ten (10) days.
 - O. Ties. No Class is complete until all ties through point-earning places are broken. If a tied contestant, or contestants, is disqualified in the runoff, he/she is not to be placed any lower than the lowest position for which he/she was tied. Contestants disqualified during the first run are not to be considered to be tied for a place even if there were fewer than seven different entries in the class.
 - P. Exhibitors and helpers are expected to conform to all class rules from the time they enter the show arena until they exit the show arena.

SR-16. PERFORMANCE CLASSES

- A. Eligibility. Only stallions, mares and geldings two (2) years old and older and having IBHA Tentative or Permanent registration certificates are eligible to compete in performance (riding) classes or contests. Horses registered as Appendix in IBHA are not eligible to compete in any performance classes. Appendix registered horses must be advanced to either Tentative or Permanent classification to compete in IBHA events after those Appendix horses reach the age of two (2) years old. January 1 of the two (2) year old year shall be considered the day the horse is recognized as a two year old regardless of actual birth date within the

- year. No two (2) year old horse may be shown in any performance under saddle event prior to July 1st of it's two (2) year old year.
- B. Approval. Approval may be obtained to hold Junior and Senior classes for any performance classes approved by IBHA. Junior horses are horses five (5) years old and younger. Senior horses are six (6) years old and older.
 - C. Junior Horse. Junior horses ridden with snaffle bit or hackamore, as described in equipment section SR-11, must be ridden with two (2) hands on the reins and tails of the reins must be crossed on the opposite side of the neck when using split reins.. A junior horse ridden with a bit, other than accepted snaffle, must be ridden with one (1) hand on the reins. This rule pertains regardless of a junior horse being ridden in a junior class or a class combined for all ages. Junior horse is five (5) years old and under.
 - D. Senior Horse. Senior horses must be ridden in all classes with acceptable bit and only one (1) hand on the reins unless a romal is used. In case of romal being used, two (2) hands on the reins are permitted with one (1) hand holding the extension and a sixteen (16") inch spacing between the reining hand and the hand holding the extension. Senior horse is six (6) years old and over.
 - E. Designation of Junior and Senior Classes. A Junior horse class shall be designated by "JR HORSE" following the class title, i.e., "Western Pleasure, Jr. Horse." A Senior horse class shall be designated by "SR. HORSE" following the class title, i.e., "Hunter Under Saddle, Sr. Horse." Shows offering a Junior horse class must include the same class for Senior horses and vice versa and cannot offer a third class for combined ages. A show offering a combined age class cannot have a Junior horse class or Senior horse class in the same show approved for IBHA points.
 - F. In all performance classes an exhibitor may enter one or more horses in a class, but each horse may have only one rider per class. In individual working events (reining, working cowhorse, western riding, barrel racing, pole bending, jumping, working hunter, trail, tie down roping, dally team roping- heading, dally team roping - heeling and cutting) a rider may:
 - 1. Exhibit two horses in a junior class.
 - 2. Exhibit two horses in a senior class.
 - 3. Exhibit three horses in a all age class as long as two are junior and one is senior; or two are senior and one is junior.
 - 4. Exhibit up to four horses in an all-age class as long as two are junior and two are senior horses.
 - G. Combining Classes. A show offering a Junior and Senior class may have such classes combined as an all age class providing the judge and show management agree with unanimous consent of all exhibitors involved in the class in question. Should either the judge, show management or one (1) entered exhibitor not agree to combine the classes such combination is not allowed. There will be no revising the agreement to combine or not to combine classes once an agreement is reached. Any entries taken after an agreement is reached are to be accepted for the class or classes as per the agreement reached.
 - H. Splitting Classes. A show offering a combined age class, as approved by IBHA, may split for Junior and Senior classes only with the following provisions:
 - 1. There are more than a total of twenty (20) horses entered in the combined age class and
 - 2. of the twenty (20) or more entered in the combined age class a minimum

- of six (6) would qualify as Junior horses or Senior horses and
- 3. the judge would agree to judge an added class because of the split and
- 4. 100% agreement is reached by each exhibitor entered in the class and
- 5. show management agrees to hold the two (2) age classes rather than one combined age class.

All provisions must be met in order to split a combined class and the decision is to split a class, any additional entries are to be accepted for the class or classes as per the agreement reached.

- I. In case of a combination as explained in SR-16G or a split as explained in SR-16H is effected, entries will be accepted of any horses, not previously entered, after such decision is made. Notice of such decision to combine or split is to be announced to allow added entries to such class with time also to allow for tack changes or preparation to tack up an added entry.
- J. Show committees are to avoid unnecessary delays in the show program due to prolonged effort in determining the combination or split of classes. Careful programming of a show for the approved IBHA classes is deemed important. Should a change in classes be made as per SR-16G or SR-16H, notice of such change, in writing, must be submitted with the show results. Failure to submit such notice may cause delay or denial of IBHA points being awarded.
- K. In all performance classes, horses are to be ridden astride. In classes where backing is required, the judge may require the backing of only the finalists in the class.
- L. The following rules shall pertain to all performance classes:
 - 1.No exhibitor under nineteen (19) years of age may be tied, buckled, or fastened in the saddle by any means during competition.
 - 2.Any time a horse's mouth is tied or fastened it shall be disqualified.
 - 3.A horse bleeding at the mouth may be disqualified at the judge's discretion.
 - 4.A judge may penalize a horse for excessive switching or wringing of the tail or for a seemingly "dead" tail that merely dangles between the legs and does not show normal response.
 - 5.In an elimination process of a large class, each horse must be ridden in the actual class by the same rider who rode it in the elimination.
 - 6.In classes where horses are worked on the rail (i.e. pleasure) the judge shall not call contestants off the rail at any gait other than the walk.
 - 7.The judge has authority to require removal or alteration of any piece of equipment or accouterment which, in the judge's opinion, is unsafe, would give a horse unfair advantage or which is believed to be inhumane.
 - 8. Numbers must be on the back or if on the saddle pad, displayed on both sides. Failure to enter the class with an entry number displayed is cause for disqualification
 - 9. Holding the saddle with either hand will be penalized by 5 points and may be cause for disqualification at the judge's discretion unless holding the saddle is covered by a specific class rule to allow it.

SR-17. PERFORMANCE GAITS

A. Western Class Gaits. The following terminology shall apply in all western classes whenever a specific gait is called for:

- 1. WALK. A natural, flat footed, four beat gait. The horse must move straight and true and be alert, with a stride of reasonable length in

- keeping with the size of the horse.
2. JOG. A smooth, ground covering two-beat diagonal gait. The horse works from one pair of diagonals to the other pair. The jog should be square, balanced, and with a straight forward movement of the feet. Horses walking behind and trotting in front are not considered performing the required gait. When asked to extend the jog the horse is to move out with the same smooth way of going.
 3. LOPE. An easy, rhythmical three-beat gait. Horse is to lope on the correct lead (i.e. loping to the left requires left lead and loping to the right requires right lead). Horses loping at a four-beat gait are not considered to be performing at the proper lope. The horse should lope with natural stride and appear relaxed and smooth. It should be ridden at a speed which is a natural way of going. The head should be carried at an angle that is natural to the horse's conformation at all gaits.
- B. English (Hunt Seat) Classes. The following terminology shall apply in all ENGLISH classes whenever a specific gait is called for:
1. WALK. Walk is a natural, flat footed, four beat gait. Horse shall move straight, be alert, and have a stride of reasonable length in keeping with its size. Loss of forward rhythmic movement shall be penalized.
 2. TROT. Trot is a long, low ground-covering two-beat gait, with cadenced and balanced strides. Smoothness is more essential than speed. Knees should remain relatively flat with minimal flexion. Short, quick strides and/or extreme speed shall be penalized. When asked to extend the trot, there should be a definite visible lengthening of stride.
 3. CANTER. Canter is a smooth, free moving relaxed and straight three-beat gait suitable to cover ground following hounds. Excessive speed, over collected or four-beat canters are to be penalized.
 4. HAND GALLOP. Hand gallop is a definite lengthening of stride from the canter with noticeable difference in speed. The horse should be under control at all times and be able to halt to a normal stop but not a sliding stop.

SR-18. POINTS

- A. Points for all IBHA classes will be calculated as follows:

No. of horses in class:	Class placings							
	1st	2nd	3rd	4th	5th	6th	7th	8th
1	0							
2	½	0						
3-5	1	½	0					
6-8	2	1	½	0				
9-11	3	2	1	½	0			
12-14	4	3	2	1	½	0		
15-17	5	4	3	2	1	½	0	
18 or more	6	5	4	3	2	1	½	0

- B. Halter points will be awarded to yearlings shown with either an Appendix, Tentative, or Permanent registration certificate. Horses being two (2) years old or older must be registered Tentative or Permanent to be allowed in IBHA approved halter classes for points. **No horse two (2) years old or older is allowed to show with an appendix registration certificate.**
- C. Dun Factor points will be awarded to all IBHA registered Appendix, Tentative, or Permanent horses with the provision that two (2) year old

- and older horses are required to be advanced to the Tentative or Permanent registration to be allowed to show.
- D. Performance points will be issued to any horse two (2) years old and older that is either Tentative or Permanent registered. No horse can show in a performance class for points with an Appendix registration certificate. No two (2) year old may be shown in performance under saddle event prior to July 1st of its two (2) year old year.
 - E. All horses two (2) years old and older must have a Tentative or Permanent registration certificate to be allowed to compete for IBHA points.
 - F. The Grand Champion halter horse of each sex division will receive at least one (1) point more than any other yearling or older horse in its sex division provided at least two (2) yearling or older horses were shown in that sex division. Should there not be at least two (2) yearling and older entries in a sex division, no points will be given in that division. The Grand Champion shall be chosen from the first place winners of the sex division. Every first place horse, in halter, must return for the Grand Champion class. Failure for a first place horse to return for the Grand Champion class will cause such horse to forfeit any points earned in its halter class that day. If a first place horse does not return for the class, the second place horse, in that age bracket, will move up to first place lineup and be considered for Grand or Reserve placing. A third place horse cannot move up to 2nd place in lineup of this class.
 - G. The Reserve Grand Champion halter horse of each sex division will receive as many points as any other yearling or older horse in its sex division except the Grand Champion. The Reserve Grand Champion shall be chosen from the second place winner of the Grand Champion class and the first place winners of the other classes of the sex division. Every second place horse, in halter, must return for the choosing of the Reserve Grand Champion. Failure for a second place horse to return for the Champion class will cause such horse to forfeit any points earned in its halter class that day.

SR-19. IBHA AWARDS

- A. ELIGIBILITY. IBHA shall issue awards on an annual or lifetime basis as described within this section with the provision that the owner/owners of horses eligible for such awards are current members in good standing. Should a horse earn the required points to be eligible for an IBHA award and/or title and the owner is not an IBHA member in good standing, the award and/or title shall not be issued nor will notice of such eligibility be sent to such owner or owners. IBHA awards will only be issued to owners electing to maintain membership in the year or years of competition plus the year of notification should notification be normally given in a year following the year of earning an award or title as in the case of Honor Roll titles. An example would be: Honor Roll horse earning its points in 1992 and owner to be notified in 1993 after the 1992 calendar year of competition. Such owner of the Honor Roll horse would be required to be a member in 1992 and 1993 to receive the award and title. This rule pertains to the last recorded owner on the IBHA records at the time of determining awards. IBHA will not search records or addresses of owners that are not current members. IBHA may, from time to time, expand or increase the number or type of awards and/or titles to be earned. Youth

Activity and Amateur Awards are described in their respective sections in this handbook.

- B. REGISTER OF MERIT. (R.O.M.)** Effective January 1, 1992 a horse will be entitled to earn a separate R.O.M. for each category or event as listed in this handbook that offers IBHA points. A Register of Merit for Halter, Dun Factor and each performance class can be attained as follows: Halter R.O.M. Points to be earned beginning in the horse's yearling year and may be carried over from stallion to gelding or from open mare to broodmare divisions as each horse changes status for such competition; Dun Factor - Points may be earned from weanling year forward with no age limit; Performance Classes - Points to be earned toward R.O.M. in each performance class but no R.O.M. will be distinguished for Jr. horse or Sr. horse division. A horse starting to compete in Jr. Western Pleasure and earning the required points or horses beginning as Jr. horses but not accumulating the required points until they become Sr. horses are both only entitled to one (1) R.O.M. in Western Pleasure. This applies to all performance classes that allow a split for Jr. and Sr. horses.

 - 1. An R.O.M. will be awarded to a horse that has earned at least fifteen (15) points in one (1) class event and such points are earned in at least three (3) or more shows under three (3) or more different judges. Points toward an R.O.M. may be accumulated in more than one (1) year. Only points earned after December 31, 1991 will count toward the separate R.O.M.'s.
- C. IBHA CHAMPION.** The title or term "IBHA Champion" will be awarded to horses that have won a total of thirty (30) IBHA points in three (3) or more shows under three (3) or more judges and at least fifteen (15) points have been won in halter and at least fifteen (15) points have been won in performance under saddle. Dun Factor points do not count toward the IBHA Champion title. Points may be accumulated in more than one (1) year.
- D. SUPERIOR EVENT HORSE.** The title "IBHA Superior (Event) Horse" will be awarded to horses that have earned ninety (90) or more points in any one (1) IBHA point earning event effective January 1, 1974. No points earned prior to 1974 will count towards this title. A horse may earn this title for each separate event, i.e. Halter, Dun Factor, Western Pleasure, Reining, etc., in which the horse earns ninety (90) points. The number of shows and judges has no effect on this title. Points may accumulate in more than one (1) year.
- E. SUPREME CHAMPION.** The title "IBHA Supreme Champion" will be awarded to horses that have earned a combination of ninety (90) or more points as described herein: A minimum of thirty (30) halter points, a minimum of thirty (30) dun factor points and a minimum of thirty (30) performance points must be accrued to total ninety (90) points. No points earned prior to January 1, 1978 will count toward this title.
- F. HONOR ROLL TITLES.** IBHA shall award Honor Roll titles on an annual basis to the horse earning the most points in each event during a calendar year. Honor Roll awards will be given for every IBHA point class category as follows: Yearlings, two (2) year olds, three (3) year olds and aged halter horses in each sex division plus broodmare; dun factor; and every performance class listed for points. IBHA may elect to divide any performance class to junior or senior horse divisions for Honor Roll Award.
- G. RESERVE HONOR ROLL TITLES.** Effective January 1, 1992, points may

be earned toward a Reserve Honor Roll Title to be awarded on an annual basis. Such Reserve Honor Roll Titles will be given to the second highest point earning horse in the same categories as listed in Honor Roll Titles. There will be no awards given for third, fourth or lower point earning horses at the end of a year. However such third, fourth or lower point earning horses may be advertised as placing or being third, fourth, etc., in the nation after the annual final point standings are published by IBHA.

- H. HONOR ROLL ALL- AROUND TITLES. IBHA shall award the titles of Honor Roll All-Around Horse and Reserve Honor Roll All Around Horse to the first and second highest point earning horses in the calendar year providing a minimum of fifteen (15) halter points and fifteen (15) performance points (any event) are earned. When those minimum points are earned, all IBHA open class points including halter, dun factor and every performance class points will be added to determine the total for placings. In case of a tie in total points, a co-award for the Honor Roll All Around will be given with no Reserve awards.
- I. WORLD AND RESERVE WORLD CHAMPION. IBHA may elect to host, sponsor, recognize, approve and/or sublet a competitive event to designate World Champions and Reserve World Champions. Such event shall be known as the IBHA World Show and if open to the World, will be competition for IBHA points as well as titles. Should World Competition be of a nature to require qualification or requirements to limit competition, there will be no IBHA points awarded. IBHA has sole discretion on determining World Championship competition. In case of competition open with no qualifications to limit entry, other than registration and membership in good standing, IBHA points will be awarded. Multiple judged open competition would allow points to be earned under each judge providing such judge's decision is used for the average to determine or calculate a World Champion. Bonus points may be given only in such open competition for a World Championship. Horses competing for a World Championship with the owner/owners not being current IBHA members in good standing will not be eligible for awards, titles or prizes as stated in rule SR-19 A. Notice of World Championship competition will be published by IBHA.
- J. FRAUDULENT CLAIMS TO AWARDS. The registration certificate of any horse shall be revoked permanently by IBHA if the owner fraudulently advertises, claims or holds forth that a certain horse is entitled to any title prior to being officially notified by IBHA of such fact. Furthermore, the person violating this rule shall be suspended from IBHA for a time as determined by the IBHA Executive Committee.

SR-20 GO-ROUNDS: ELIMINATIONS AND FINALS

- A. When the number of entries in a performance class is such that the class is to be split for two (2) or more go-rounds due to the size of the arena, the show manager shall determine the number of horses allowed in the arena. The show manager shall determine if an elimination is necessary, the number of go-rounds and the number of horses to be shown at each performance or go-round.
- B. When eliminations are held, the exhibitor of a horse in a go-round shall be the same exhibitor of the horse in the finals. There are no deviations to this rule. Should an exhibitor not be able to ride a horse in the finals after qualifying, such horse is not eligible to be exhibited in the finals by any

other exhibitor.

OR-00. OPEN CLASS RULES AND REGULATIONS

The following rules in this section shall become effective January 1, 2006 and thereupon all rules and regulations and parts thereof-heretofore in force are hereby repealed.

OR-01H. HALTER CLASSES

- A. The following Halter classes are mandatory classes if halter is offered at a show.

<u>MARES</u>	<u>STALLIONS</u>	<u>GELDINGS</u>
Yearling	Yearling	Yearling
Two (2) Year Old	Two (2) Year Old	Two (2) Year Old
Three (3) Year Old	Three (3) Year Old	Three(3)year Old
Aged (4 & Over)	Aged (4 & Over)	Aged (4 & Over)

- B. The following halter classes are optional, to be offered only in addition to the above mandatory halter classes:

Weanling Mare, Weanling Stallion, Weanling Gelding, Broodmare and/or Performance Halter.

1. BROODMARE ELIGIBILITY: Mares that have produced a full-term foal in the current year or the previous year. Mares may be of any age. Mares that show in the broodmare class are not eligible to compete in any other halter class at any one show. Exhibitors are requested to apply for a statement of eligibility to IBHA by producing evidence of foaling to comply with this rule. Evidence of foaling is required regardless of a foal being IBHA registered or not. The 1st and 2nd place broodmares are to be shown in the Grand and Reserve Grand Champion Mare class.
2. PERFORMANCE HALTER:
 - A. The following performance halter classes are optional in the Open Division: Performance Mares, Performance Stallions and Performance Geldings. Only an all-age class will be held.
 - B. First and second place horses in the open division performance horse halter class will be eligible for Grand and Reserve in each sex division.
 - C. To be eligible to compete in the performance halter class, a Register of Merit in an open division performance class (other than long line) must be earned and recorded on the horse's record. Proof of Register of Merit MUST be provided to show management.
 - D. A horse may not show in the age division halter class and the performance halter class in the same show.
 - E. Performance halter points may count towards year end all-around and year end high point performance horse, Register of Merits, IBHA Champion and Superior Event Awards. Points will not count towards the IBHA Supreme Champion Award.
- C. When judging of all classes in a halter division has been completed, all first and second place class winners of that sex division shall return to the ring, with the first-place class winners in one line and second-place horses from each class in another line.
 1. It is mandatory that a judge select a Grand Champion and Reserve Champion in each sex division if the open division has two (2) or more entries.
 2. The judge(s) shall select the Grand Champion stallion, mare or gelding

from the first-place class winners in the respective sex division. If the first place horse does not return for any reason, the second place horse will move up to the first place line and be considered for Grand and Reserve Champion. The third place horse cannot move up to the second place in the class.

3. The ring steward shall take the second-place horse in the class from which the Grand Champion had been selected and place it in the line with the first-place class winners, to be judged equally for the title of Reserve Champion stallion, mare or gelding in the respective sex division.

At the World Championship Show there will be no Grand or Reserve Championship in halter.

D. HALTER EQUIPMENT. Refer to rule SR-11, Paragraph B

E. JUDGING PROCEDURE. Horses will walk to the judge one (1) at a time. As the horse approaches, the judge will step to the right (left of the horse) to enable the horse to trot straight to a cone placed fifty (50) feet away. At the cone, the horse will continue trotting, turn to the left toward the left wall or fence of the arena. After trotting, horses will be lined up head to tail for individual inspection by the judge. The judge shall inspect each horse from both sides, front and rear. The following are cause for disqualification on the judge's placing card:

1. Mares and stallions that are parrot or monkey mouth to the extent that biting surfaces of the upper and lower incisors do not touch.
2. Stallions, two (2) years old and older, that do not have both testicles visibly descended.
3. A horse demonstrating a rack or pace when traveling.
4. An aged horse (four (4) years old and older) that is apparently not fourteen (14) hands or taller.
5. A horse that exhibits any physical unsoundness or abnormalities.
6. Horses demonstrating obvious lameness. Obvious lameness is:
 - a. Consistently observable at a trot under all circumstances.
 - b. Marked nodding, hitching or shortened stride.
 - c. Minimal weight-bearing in motion and/or at rest and inability to move. Unruly or ill-mannered horses may be excused from the ring. An excused horse shall count as an entry judged and be included for total number of horses in the class.

F. EXHIBITOR PROCEDURE. A horse that is to return for the Grand Champion and Reserve Grand Champion selection is to be shown by the same exhibitor that showed the horse in its halter class. Only if an exhibitor showed two (2) or more horses in the same sex division and those horses were to return for the championship could another IBHA exhibitor show one of the horses.

OR-02H. DUN FACTOR

A. A Dun Factor Class may be included in any IBHA approved show. Points for this class will be awarded as per the schedule of entries required for points as described in rule SR-18 in this handbook. Points earned in this class are recorded separately and are not to be confused with halter points. Dun Factor points can be earned by IBHA registered horses in the Appendix, Tentative or Permanent status. Weanlings are eligible to earn lifetime IBHA points in this class. Clarification of the judging of this class is described in the following paragraphs in this section OR-02. Horses


- showing in the Dun Factor Class are to be shown in halter equipment as stated in rule SR-11, Paragraph B.
- B. Horses are to be shown with natural dun factor markings. Use of any substance which adds color to the markings or any attempt to alter the natural markings shall constitute fraudulent practice and subject the owner and/or exhibitor to disciplinary action and/or suspension from IBHA. Upon discovery of any substance to add color being on the horse during the class, the judge shall disqualify such entry and make report of his/her findings to show management. Show management shall send written notice of such disqualification stating horse's name, name of exhibitor, name of owner, judge and date of incidence. Such written notice shall be prima fascia evidence of fraudulent practice to warrant disciplinary action by IBHA.
 - C. Horses are not to be judged on correct travel. After being lined up in the arena, the judge will, at a minimum, view each horse from front, rear, and each side to determine the amount of dun factor markings and intensity of the markings. The exhibitor shall show the dun factor markings by moving the foretop and mane. Should an exhibitor not move foretop and mane to reveal any dun factor points, the judge may, but is not required to, move such hair to view the horse. However, a judge may refuse to touch the horse and consider the inability to view the markings as no markings in that area. A judge may also request the exhibitor to move the foretop and/or mane to view markings.
 - D. There are nine (9) dun factor markings, referred to as the Dun Factor Points, for consideration in judging. The Dun Factor Points are as follows:
 1. Dorsal Stripe.
 2. Leg Barring.
 3. Ear Tips and Edging.
 4. Shoulder Stripe or Shadow.
 5. Neck Striping or Shadow.
 6. Cobwebbing.
 7. Face Mask.
 8. Mane/Tail Frosting and Guard Hair.
 9. Mottling.
 - E. Dun Factor class must be open to all IBHA registered horses regardless of sex or age. The class shall not be divided for color, sex or age. No one body color shall be preferred. The class should be held outdoors whenever possible. The judge shall not wear sun glasses or tinted glasses when judging this class.
 - F. Conformation is to be considered when judging as not less than ten percent (10%) nor more than twenty percent (20%). Interfering white markings are not desirable, but not prohibited. Interfering white is defined as white in an area that would interfere with the dun factor markings. White, on a horse, in an area where there would be no dun factor markings (i.e. white pastern or coronet or small star under visible cobwebbing) shall not be considered a penalty.
 - G. A "score sheet" for a judge to calculate the dun factor points is not required as judges shall have discretion to use any system which best enables them to judge the class in compliance with the rules. If a score sheet is used it shall be limited to use as an aid to determining the number of Dun Factor Points and shall not be used purely as a mathematical calculation to place the class. Horses with eight (8) or

nine (9) dun factor points must always be placed over horses with five (5) or less dun factor points regardless of contrast of points or conformation.

DORSAL STRIPE The stripe may be black, brown or red and will vary according to the body color. The stripe will run along the backbone from the withers to the base of the tail. Occasionally the dorsal stripe will not run the full length of the backbone. The more pronounced, the better. A dorsal stripe with prongs or barbs extending from the sides is considered better than one without.



LEG BARRING
Horizontal stripes of varying widths appear across the hocks, inside and front of hind legs, back of forearms and across the knee.



SHOULDER STRIPE OR SHADOWING AND NECK SHADOWING OR STRIPES

SHOULDER STRIPE. Transverse stripe over the withers running down from withers in varying widths and lengths. Occasionally more than one stripe is seen in different lengths. In some cases a large shadow effect is seen due to a large area covered or stripes close together forming the shadow.


NECK SHADOWING, usually dark areas through the neck extending unto the hollow of the shoulder. Occasionally dark shadows will appear on the crest of the neck and dark lines will point down from the base of the mane.



COBWEBBING ON FOREHEAD

COBWEBBING originates on the forehead. Lines extend in varying lengths over the forehead resembling a spider web. Occasionally lines extend from the eye in a misplaced "eyebrow" effect. Penciling may occur completely around the eye.

EAR TIPS AND/OR EAR EDGES. Ends of ear darker than body color. Ears are usually outlined on the edges. The most pronounced of ears will have horizontal stripes on the back side.




EAR TIPS AND/OR EAR EDGES




FACE MASKING

FACE MASKING Black, brown, or red shading on bridge of nose with same color usually around eyes. The masking effect may spread to the jaw and muzzle or be outlined around the lips and nostrils.

MANE AND/OR TAIL FROSTING Light hairs on either side of the mane or interspersed throughout the mane. In the tail, light hairs appear in the dock of the tail. The frosted hairs may shed during the summer months in which case they would reappear during the fall and winter months. In some Buckskin horses, the frosting will appear as white hairs mixed through the black mane and tail.



MANE AND/OR TAIL FROSTING



MOTTLING

MOTTLING This is not to be confused with dapples in the horse's body. Mottling is found on the forearm, gaskin, shoulders, and stifle. It appears as a circular motif in shades darker than the body color. Mottling gives the appearance of "reversed dapples". It is generally not found on the horse's

winter coat.

OR-04H & 05H YEARLING & 2 YR OLD LONGE LINE CLASSES

- A. General Rules.** The approved longe line classes are:
1. Yearling Longe Line
 2. Two (2) Year Old Longe Line
- Only one Register of Merit can be earned in Longe Line as offered in IBHA halter classes. Honor Roll titles will be awarded in both age divisions i.e. Honor Roll Yearling Long Line and Honor Roll Two (2) Year Old Longe Line. Point qualifications for awards are the same as other R.O.M. and Honor Roll requirements. In no case can yearlings and two year old classes be combined. All points and awards earned in longe line classes will remain on a horse's lifetime record.
- B. Purpose.** The purpose of showing on a longe line is to demonstrate that the horse has the movement, manners/expression/attitude, and conformation to become competitive under saddle. Therefore, the purpose of this class is to reward:
1. Quality of Movement
 2. Manners/Expression/Attitude
 3. Conformation suitable to future performance
- And the horse should be judged with its suitability as a future performer under saddle in mind. This class should define what it means to be a "western pleasure prospect" or "hunter under saddle prospect." Horses are not expected to demonstrate the behavior or quality of a finished show horse, but only that performance necessary for a reasonable presentation to the judge.
- C. Class Format:** The class will consist of two parts: (1) a longeing

- demonstration lasting one and one-half minutes (90 seconds) and (2) a conformation inspection.
1. Show management is required to provide a 5-minute warm-up period for all exhibitors as stated in the NSBA Handbook.
 2. The use of a scribe for each judge is mandatory.
 3. The longeing demonstration will begin at the sound of a whistle or other audible indicator when the horse has reached the perimeter of its circle. Time will not begin until the horse reaches this perimeter. When the "begin" signal is given, the exhibitor will be allowed 1 and ½ minutes (90 seconds) to present the horse at all three gaits in both directions. At the end of 1 ½ minutes, the signal will be given to signify the end of the demonstration. Show management has the option of adding a "half-way" signal if they choose.
 4. The conformation inspection will occur prior to the longeing demonstration. Each entry will be walked into the arena to the judge and pause for evaluation individually. They will then trot off straight and around a cone and take a place on the wall inside the arena. All entries will be inspected in this fashion and as the "trot off" is administered; horse showing evidence of lameness should be excused from the class at that time. An example of the conformation pattern is illustrated in the NSBA handbook.
 5. It is recommended that longe line classes be shown in splits of no more than 15 horses at a time. Larger classes may also offer a finalists' go-round before the class is placed.
- D. Equipment. Horses are to be shown in a halter. Either a regular or show type halter is acceptable.
1. For the longeing demonstration, the only attachment allowed to the halter is the longe line. The longe line may not exceed 30 feet in length with a snap attached to the halter. The longe line must hang free from the halter without touching any part of the horse. It is permissible to use a longe whip. However, disqualification will occur if the exhibitor blatantly strikes the horse with the whip to cause forward or lateral movement at any time during the longeing demonstration.
 2. No other equipment is allowed on the horse during the class. Mechanical or retractable longe lines are not allowed
 3. For the conformation inspection, a lead shank, such as used in halter or showmanship classes may be exchanged for the longe line prior to the longeing demonstration. No lip chains will be allowed.
 4. Exhibitors are not to be penalized for using regular halters and plain longe lines, nor are they to be rewarded for using show halters and show longe lines. Only movement, manners/expression/way of going, and conformation are being judged. The type of equipment used is not to be a consideration in placing the horse as long as the equipment meets the requirements stated above.
- E. Exhibitor Attire. Conventional Western attire is mandatory; except if a prospect is considered to be a Hunter prospect then conventional English attire is suggested. The type of attire worn by the exhibitor is not to be a consideration in placing the horse as long as the attire meets the requirements stated above.
- F. Gaits. Gaits are to be judged according to IBHA rules for Gaits for Western Pleasure and Hunter Under Saddle classes.
- F. Conformation and Equipment Inspection. Each horse is to be inspected by

the judge on conformation, proper equipment and for evidence of abuse, inhumane treatment, or violation of IBHA rules. Horses will not be allowed to show in illegal equipment or if there is evidence of abuse, of inhumane treatment, or of rule violations as mentioned in this rule book. It is mandatory that a horse must be tracked at a walk and jog/trot in the conformation portion of the class prior to longeing. Horses that show evidence of lameness will be excused prior to the longeing demonstration.

G. Judging. Judge(s) will be outside the longeing circle. The exhibitor will enter the arena and await the audible start signal. When the signal is given, the exhibitor will be allowed one and one half (1 ½) minutes to present the horse. At the end of the 1 ½ minutes, a signal will be given again to signify the end of the demonstration. Show management has the option of adding a "half-way" signal if they choose. (The signal may be a bell, whistle or announcement.)

Once the class has started, a horse warming up prior to their go may only warm up at the walk.

1. The horse will be scored at all three gaits in both directions. Western Pleasure prospects are to show at the walk, jog and lope. Hunter Under Saddle prospects are to show at the walk, trot and canter. Any horse that does not exhibit these gaits in each direction will be disqualified from the class. Additionally, judges shall immediately excuse any horse who exhibits obvious lameness at any time during the class. (See scoring) Exhibitors may begin work in the direction of their choice (counter or clockwise).
 2. At the end of the 1 ½ minutes, the signal will be given and the exhibitor shall at the request of show management, retire from the longeing area to the far end of the ring. The horses are to stand quietly on the wall while the other exhibitors present their horses
 3. The horses are to be judged on movement (34 points), manner/expression/attitude (14 points), conformation (6 points), and Suitable to their purpose and use of circle (6 points). Judges should judge the movement of the horse as defined in the IBHA rules for gaits.
 4. If the horse is playing on the longe line, it shall not count against the horse. The judge will, however, penalize the horse for excessive bucking, or running off, stumbling, or displaying attitudes that are uncomplimentary to pleasure horses. Falling down will constitute disqualification.
 5. Exhibitors are encouraged to exhibit their horse making full use of a 25' radius circle, as they will be scored on this.
 6. An exhibitor may show two horses in each longe line class. The same exhibitor must show both segments of the class. An additional handler may hold the second horse while the first horse is being worked. The handler must be an IBHA members and wear proper attire.
 7. The conformation inspection will occur as the horse is walked into the arena prior to the longeing demonstration at which the judge will evaluate the horse for conformation suitable for future under saddle performance. The judge may not discriminate for or against muscling, but rather look for a total picture, emphasizing balance, structural correctness, and athletic capability.
- H. Scoring.** An Official IBHA Longe Line Scoring sheet must be used in each approved class by each judge. Use of a scribe for each judge is mandatory. The score sheet will be posted or a copy of the sheet will be

posted at the end of the class. These sheets will be returned to IBHA with the show results. The horses with the highest scores are the winners. Scoring will be on a basis of 0-infinity with 70 denoting an average performance. Each evaluated element will receive a score that will be added or subtracted from 70 and is subject to a penalty that should also be subtracted. The score reflects the horse's performance on that day. Conformation, Jog/Trot, Lope/Canter and Manners/Attitude will be scored on the following basis ranging from +3 Excellent, +2 Very Good, +1 Good, 0 Correct, -1 Poor, -2 Very Poor, -3 Extremely Poor and the Walk and Use of Circle will be scored on the following basis ranging from +1½ Excellent, +1 Very Good, +1/2 Good, 0 Correct, -1/2 Poor, -1 Very Poor, -1½ Extremely Poor. The judge(s) have the sole discretion to use their own personal preference to break any ties in total points.

1. IBHA requires that the score for each individual go be reflected on a component-by-component basis using a scribe and an approved IBHA score sheet. This score sheet represents the judge's report to an exhibitor of how a score was derived, and it is critical that this report to the exhibitor be accurate.
2. The show management is responsible for re-certifying all scores and totals. If errors in tabulation have occurred, they should be immediately corrected and new placings announced at the event.
3. One key element in accurately describing the scoring of the entire run to the exhibitor is the judge's scribe. It is the show management's responsibility to supply a scribe at each IBHA approved longe line event.
4. Judges are to evaluate movement based on the gait descriptions.
 - a. Walk. The walk will be scored on a scale of +1½ to -1½ with 0 being average/correct in each direction. The horse must be walked long enough for the judge to have sufficient time to evaluate and score the walk. The change of direction turnaround at the walk may count for the second walk score on the official score sheet. Lower gait scores should reflect stumbling in the gait.
 - b. Jog or Trot. The jog/trot will be scored on a scale of +3 to -3 with 0 being average/correct in each direction. Using a 25' radius, the horse should jog or trot a minimum of ½ circle both directions of the ring. Lower gait scores should reflect stumbling in the gait.
 - c. Lope or Canter. The lope/canter will be scored on a scale of +3 to -3 with 0 being average/correct in each direction. Using a 25' radius, the horse should lope or canter a minimum of one full circle both directions of the ring. Lower gait scores should reflect stumbling in the gait.
 - d. Use of Circle. Scores for all gaits in both directions should reflect positive, consistent use of the 25' radius of the circle. Extra credit will be given for full, extended use of the circle on a slightly loose line. Lower gait scores should reflect lack of full use of the circle.
5. Manners/Expressions/Attitude will be scored on a scale of +3 to -3 in each direction, with 0 being average/correct. Horses will be penalized for obvious signs of overwork and sourness such as ear-pinning, head-throwing, striking, tail-wringing, or a dull, lethargic manner of going. They will also be penalized for dangerous behavior such as excessive bucking, cutting into the circle, or running off. Additionally, incidental touching the horse with the whip, cross-cantering, balking, backing up

- on the longe line and excessive urging from the exhibitor should be penalized accordingly.
6. Conformation will be scored on a scale of +3 to -3, with 0 being average/correct. The horse will be judged on conformation suitable to future performance as a Western Pleasure or Hunter Under Saddle competitor. The judges should look for a total picture, emphasizing balance, structural correctness, and athletic capability.
 7. Use of the Circle. Consideration will be given to how well or how poorly the horse/exhibitor team uses the 25' radius of the longeing circle. A separate box on the scorecard is available to indicate an overall score (from +1 1/2 to -1 1/2 with 0 being average/correct) for use of the circle.
 - a. Circle Scores: As described earlier, the IBHA has determined that a 25' radius is the appropriate size of circle in which to show a longe liner. It is the judge's responsibility to evaluate the circles and incorporate use of the circle in the gait scores based on the following scale:
 - +1/2 to +1 1/2** (Good to excellent use of the circle). Horse consistently stays on the perimeter of the circle with slight looseness in the line. Horse turns around on the circle perimeter.
 - 0** (Average/correct use of the circle). Horse is only slightly inconsistent in using the 25' radius of the circle.
 - 1/2 to -1 1/2** (Poor to unacceptable use of the circle). Horse is shown in a circle radius of less than 25'
 - 0 points** (General use of the circle). Potentially dangerous slack in the line. Horse pulls exhibitor out of the circle.
 8. Other scoring considerations: This class should be looked upon as a class that defines what it means to be a "pleasure prospect" or "hunter prospect" suitable to become a future performer under saddle. Therefore, attitudes and attributes that contribute to becoming a future performer will be rewarded within the gait scores. Higher gait scores will reflect:
 - Above average to exceptional manners, expression, alertness, responsiveness, and pleasant attitude.
 - Above average to exceptionally smooth transitions between gaits.
 - Above average to excellent cadence and consistency at all three gaits.
 9. Penalties and disqualifications.
 - Five (5) point penalties will occur per direction:**
 - Failure to walk a minimum of two horse lengths.
 - Failure to jog/trot a minimum of 1/4 of a circle.
 - Failure to demonstrate the correct lead for a minimum of 1/4 of a circle.
 - Disqualification will occur in the following instances:**
 - Evidence of lameness - judge will immediately excuse the horse from the arena.
 - Blatant striking horse with the whip during the longeing demonstration that will cause forward or lateral movement.
 - Horse falls - a horse is considered to have fallen when its shoulder and/or hip and/or underline touches the ground.
 - Horse steps over or becomes entangled in the longe line.
 - Improper equipment.

Evidence of abuse.

Failure to show at all three gaits in both directions.

Loss of control of the horse to the point that the horse is loose in the arena.

Exhibitor disrespect towards the judge(s).

- I. Two Year Old Ruling. A two year old horse entered in a two year old longe line class at a show is not eligible to enter any performance under saddle class at the same show. A two year old may earn longe line points all year and performance under saddle points beginning July 1st but not both in the same show. A horse may be shown in performance after July 1st at one show and revert to show in longe line at a later show. Exhibitors are responsible to abide by this rule and will be subject to disciplinary action and loss of points for violation.

OR-06H & 07H YEARLING AND 2 YR OLD IN-HAND TRAIL

This class is limited to yearling in-hand trail and a separate two year old in-hand trail class. This class is designed to provide exhibitors and owners the opportunity to show and promote and prepare young stock for a performance career without undue mental and physical stress.

A. GENERAL CLASS RULES. Western Attire and Tack to be used. See Rule SR-10 & 11. Horses are to be exhibited in a halter only. A chain may be used under the jaw or over the nose only.

1. An exhibitor may show a maximum of two horses in the In-Hand Trail class
2. In-Hand Trail horses should exhibit calm, willing attitude while negotiating the course; demonstrate trust and confidence in the handler yet be cautious when approaching obstacles.
3. Show management will combine the class to a combined yearling and two year old In-hand trail class in accordance to rule SR-16-G of the IBHA Handbook.
4. Horses exhibiting in this class will be eligible to receive an ROM or SUPERIOR when the required amounts are achieved. They are also eligible for the annual Honor Roll but points will not count towards any other IBHA awards (SUPREME or CHAMPION).

B. JUDGING GUIDELINES.

1. Judges should consider the overall appearance of the horse, conditioning and grooming, and the equipment in their overall scores.
2. Handler may not touch the horse.
3. Horse should display free and natural gaits.
4. Credit to be given to horses negotiating obstacles with style and some degree of speed, providing carefulness is not sacrificed. Credit to be given to horses showing capability of picking their own way through course when obstacles warrant it
5. Horses shall be penalized for unnecessary delay, displays of aggression or resentment to handler, attempting to run off or pull away from handler or breaks free of handler.
6. Course to be posted approximately one hour prior to start of class.

C. COURSE REQUIREMENTS.

1. Use care in setting up the course. Care must be exercised to avoid the setting up of any obstacles in a manner that may be hazardous to the horse or handler. Obstacles should be placed in such a manner that they flow from one to the other quickly and efficiently.

2. Horses are to be exhibited over the same obstacles used in riding Western Trail classes. They will be shown only at a walk and jog. They will not be required to lope
3. The course shall be reset, if disrupted, after the exhibitor finishes the entire obstacle.
4. The judge (s) must walk the course and has the right and duty to alter the course in any manner. They may remove or change any obstacle deemed unsafe or non-negotiable. If at any time a trail obstacle is deemed to be unsafe by the judge, it shall be repaired or removed from the course. If the obstacle cannot be repaired and horses have completed the course, negotiating such unsafe or unrepairable obstacle, the score for that obstacle shall be deducted from all previous goes for that class.

D. SCORING SYSTEM.

Scoring will be on the basis of 0 to infinity, with 70 denoting an average performance. Each obstacle will receive an obstacle score that should be added or subtracted from 70 and is subject to a penalty that should be subtracted. Each obstacle will be scored on the following basis, ranging from plus 1 ½ to minus 1 ½: -1 ½ extremely poor, -1 very poor, -½ poor, 0 correct, +½ good, +1 very good and +1 ½ excellent. Obstacle scores are to be determined and assessed independently of penalty points. Penalties should be assessed per occurrence as follows:

1. One half (½) Point
 - a. Each tick of a log, pole, cone, plant or obstacle.
2. One (1) Point
 - a. Each hit of or stepping on a log, pole, cone, plant or obstacle.
 - b. Incorrect or break of gait at walk or jog for two strides or less
 - c. Both front and hind feet in a single-strided slot or space.
 - d. Skipping over or failing to step into required space.
 - e. Failure to meet the correct strides on trot over obstacles.
3. Three (3) Points
 - a. Incorrect or break of gait at walk or jog for more than two (2) strides.
 - b. Knocking down an elevated pole, cone, plant or obstacle or severely disturbing any obstacle unless caused by the tail.
 - c. Stepping outside the confines of, falling or jumping off or out of an obstacle with one foot once the foot has entered the obstacle, including missing one element of an obstacle on a line of travel with one foot.
4. Five (5) Points
 - a. Dropping slicker or object required to be carried on course.
 - b. First or second cumulative refusal, balk, or evading an obstacle by shying or backing.
 - c. Letting go of gate or dropping rope gate.
 - d. Stepping outside the confines of, falling or jumping off or out of an obstacle with more than one foot once the foot has entered obstacle, including missing one element of an obstacle on a line of travel with more than one foot.
 - e. Blatant disobedience; including biting, kicking out, bucking, rearing, striking or continuously circling the exhibitor.
5. Zero (0) Points ~ disqualification

- a. Performing the obstacles other than in specified order, failure to enter, exit or work obstacle in any manner other than how it's is described, failure to follow the correct line of travel between obstacles and working outside designated boundary marker of the arena or course area.
- b. No attempts to perform an obstacle.
- c. Equipment failure that delays completion of pattern.
- d. Third cumulative refusal, balk, or evading an obstacle by shying or backing over entire course.
- e. Failure to demonstrate correct gait between obstacles as designated.
- f. Horse gets loose from exhibitor.
- g. Handling of horse from the wrong side.
- h. Fall of horse or handler.
- i. Excessive schooling, pulling turning or backing anywhere on course.
- j. Failure to complete obstacles.

E. OBSTACLE REQUIREMENTS.

At least six obstacles must be used, three of which must be from the mandatory list of obstacles and at least three others selected from the list of optional obstacles.

1. MANDATORY IN-HAND TRAIL OBSTACLES.

- a. Opening, passing through, and closing a gate. Use a gate that will not endanger the horse or exhibitor.
- b. Exhibit over at least four logs or poles. These can be in
- c. straight line, curved, zigzag or raised. The space between the logs is to be measured, and the path the horse is to take should be the measuring point. All elevated elements must be placed in a cup, notched block or otherwise secured so that they cannot roll. The height should be measured from the ground to the top of the element. Spacing for walkovers and trot-overs should be as follows or increments thereof.
- d. Walkovers shall be 20-24" and may be elevated up to 12". Elevated walkovers should be at least 22".
- e. Trot-overs shall be 36-42" and may be elevated up to 8".
- f. Backing an obstacle. Backing obstacles to be spaced a minimum of 28". If elevated, 30" spacing is required. Entrants cannot be asked to back over a stationary object such as a wooden pole or metal bar.
- g. Back through and around at least three markers.
- h. Back through an I, V, U, straight or similar shaped course. May be elevated no more than 24".

2. OPTIONAL OBSTACLES, BUT NOT LIMITED TO:

- a. Water hazard (ditch or small pond). No metal or slick bottom boxes will be used.
- b. Serpentine obstacles at a walk or jog. Spacing to be a minimum of 6' for jog.
- c. Carry object from one part of arena to another. Only objects which reasonably might be carried on a trail ride may be used.
- d. Walk over a wooden bridge. Minimum width of 36" and at least 6' long. Bridge should be sturdy and safe and negotiated at a walk only.
- e. Put on and remove a slicker.
- f. Remove and replace materials in a mailbox.

- g. An obstacle consisting of four logs or rails, 6' to 8' long, laid in a square. Each exhibitor will enter the square by walking over the log/rail designated. When all four feet are inside the square, the exhibitor should execute a turn, as indicated, and depart.
- h. Any other safe and negotiable obstacle which could reasonably be expected to encountered on a trail ride and meets the approval of the judge, may be used.
- i. A combination of two or more of any obstacle is acceptable.

3. UNACCEPTABLE OBSTACLES FOR IN-HAND TRAIL.

- a. Tires
- b. Animals
- c. Hides
- d. PVC Pipe
- e. Rocking or moving bridges
- f. Water box with floating or moving parts
- g. Flames, dry ice, fire extinguishers, etc.
- h. Logs or poles elevated in a manner that permits such items to roll
- i. Ground ties
- j. 10. Jump

OR-10 PERFORMANCE CLASS LISTINGS

A. The following performance classes are the approved classes for IBHA points and awards. The numbers preceding the classes are the identification numbers of the classes as listed on show approval forms, in coming events published and in the IBHA computer system.

- | | |
|-------------------------------|---------------------------------|
| 11H. Western Pleasure | 20H. Pole Bending |
| 12H. Hunter Under Saddle | 21H. Tie Down Roping |
| 13H. Hunter Hack | 22H. Dally Team Roping-Heading |
| 14H. Western Disciplined Rail | 23H. Dally Team Roping-Heeling |
| 15H. Western Trail | 24H. Working Cow horse |
| 16H. Hunt Seat Trail | 25H. Cutting |
| 17H. Reining | 26H. Jumping |
| 18H. Western Riding | 27H. Hunt Seat Disciplined Rail |
| 19H. Barrel Racing | 28H. Working Hunter |

B. When applying for class approval for Junior horse and Senior horse divisions of a class, a Jr. and Sr. must be indicated with the class number. An example would be # 11 Jr. and # 11 Sr. to indicate Jr. Western Pleasure and Sr. Western Pleasure. When Jr. and Sr. classes are requested, a third class for combining ages will not be accepted on the show approval form. To combine or split classes refer to Rule # SR-16 paragraphs G, and H.

OR-11H. WESTERN PLEASURE

A. A good pleasure horse has a free-flowing stride of reasonable length in keeping with his conformation. He should cover a reasonable amount of ground with little effort. Ideally, he should have a balanced flowing motion, while exhibiting correct gaits which are of the proper cadence. The quality of the movement and the consistency of the gaits is a major consideration. He should carry his head and neck in a relaxed, natural position, with his poll level with or slightly above the level of the withers. He should not carry his head behind the vertical, giving the appearance of intimidation, or be excessively nosed out, giving a resistant appearance. His head should be level with his nose slightly in front of the vertical, having a bright expression with his ears alert. He should be shown on a reasonably loose

rein, but with light contact and control. He should be responsive, yet smooth, in transitions when called for. When asked to extend, he should move out with the same flowing motion. Maximum credit should be given to the flowing balanced and willing horse which gives the appearance of being fit and a pleasure to ride.

- B. This class will be judged on the performance, condition and conformation of the horse with a minimum of twenty (20) percent of the judging based on condition and conformation.
- C. Class Procedure. Horses are to be shown at a walk, jog and lope on a reasonably loose rein without undue restraint.
 - 1. Horses must work both ways of the ring at all three gaits to demonstrate their ability with different leads.
 - 2. It is mandatory that a moderate extension of the jog be asked for in at least one direction during the Western Pleasure class. EXCEPTION: Any Youth Western Pleasure class. Extending the jog will remain optional in Youth Western Pleasure at the discretion of the judge to assure safety in the class. An extended jog is a definite two beat lengthening of stride that results in covering more ground. Cadenced and balanced with smoothness is more essential than speed. Riders should sit (not post) at the extended jog.
 - 3. The lope is an easy, rhythmical three-beat gait. Horses traveling in a 4 beat gait are not to be considered as performing a proper lope. Horses moving to the right should lope on the right lead and when moving to the left should lope on the left lead. The horse should lope straight with a natural stride and appear relaxed and smooth. Never more than the top twelve (12) horses may be asked to extend at the lope.
 - 4. Passing other riders is permissible and should not be penalized as long as the horse maintains a proper and even cadence and rhythm.
 - 5. Horses are required to back easily and stand quietly.
- D. Horses are to be reversed to the inside (away from) the rail. They may be required to reverse at the walk or jog at the discretion of the judge, but shall not be asked to reverse at the lope.
- E. A judge may ask for additional work of the same nature but shall not ask for work other than that listed in this paragraph.
- F. The rider shall not be required to dismount except in the event the judge wishes to check equipment.
- G. Horses to be shown at a walk, jog and lope on a reasonably loose rein or light contact without undue restraint.
- H. Faults to be scored according to severity:
 - 1. Excessive Speed (any gait)
 - 2. Being on the wrong lead.
 - 3. Breaking gait. (Including not walking when called for.)
 - 4. Excessive slowness in any gait, loss of forward momentum (Resulting in an animated and/or artificial gait at the lope).
 - 5. Failure to take the appropriate gait when called for. (During transitions, excessive delay will be penalized.)
 - 6. Touching horse or saddle with free hand
 - 7. Head carried too high.
 - 8. Head carried too low (tip of ear below the withers).
 - 9. Overflexing or straining neck in head carriage so the nose is carried behind the vertical.
 - 10 Excessive nosing out.

- 11 Opening mouth excessively.
- 12 Stumbling
- 13 Use of spurs forward of the cinch.
- 14 Horse appearing sullen, dull, lethargic, emaciated, drawn, or overly tired.
- 15 Quick, choppy or pony-strided
- 16 If reins are draped to the point that light contact is not maintained.
- 17 Overly canted At the lope. (When the outside hind foot is further to the inside of the arena than the inside front foot)
- I. Faults which will be cause for disqualification:
 - 1. Head carried too low (tip of ear below the withers consistently).
 - 2. Overflexing or straining neck in head carriage so the nose is carried behind the vertical consistently.
 - 3. Falling

OR-12H. HUNTER UNDER SADDLE

- A. Hunters under saddle should be suitable to purpose. Hunters should move with long, low strides reaching forward with ease and smoothness, be able to lengthen stride and cover ground with relaxed, free flowing movement, while exhibiting correct gait that are of the proper cadence. The quality of the movement and the consistency of the gaits is a major consideration. Horses should be obedient, have a bright expression with alert ears, and should respond willingly to the rider with light leg and hand contact. Horses should be responsive and smooth in transition. When asked to extend the trot or hand gallop, they should move out with the same flowing motion. The poll should be level with, or slightly above, the withers to allow proper impulsion behind. The head should be slightly in front of, or on, the vertical.
- B. This class will be judged on performance, condition and conformation with a minimum of twenty (20) percent of the judging based on condition and conformation. Maximum credit shall be given to the flowing, balanced, willing horse. Horse to be:
 - 1. shown under saddle, not to jump
 - 2. shown at a walk, trot and canter both ways of the ring; horses should back easily and stand quietly.
 - 3. reversed to the inside away from the rail.
- C. Horses may be asked to change to canter from the flat-footed walk or trot, at the judge's discretion.
- D. Faults to be scored according to severity:
 - 1. quick, short, or vertical strides
 - 2. being on the wrong lead and/or wrong diagonal at the trot
 - 3. breaking gait
 - 4. excessive speed at any gait
 - 5. excessive slowness in any gait, loss of forward momentum
 - 6. failure to take the appropriate gait when called for
 - 7. head carried too high
 - 8. head carried too low (such that poll is below the withers)
 - 9. overflexing or straining neck in head carriage so the nose is carried behind the vertical
 - 10 excessive nosing out
 - 11 failure to maintain light contact with horse's mouth
 - 12 stumbling

- 13 if horse appears sullen, dull, lethargic, emaciated, drawn or overly tired
- E. Faults which will be cause for disqualification, scored according to severity:
1. Head carried too low (such that poll is below the withers consistently)
 2. Overflexing or straining neck in head carriage so the nose is carried behind the vertical consistently
 3. Falling
- F. At the option of the judge, all or just the top twelve (12) horses may be required to hand gallop, one or both ways of the ring. Never more than twelve (12) horses to hand gallop at one time. At the hand gallop, the judge may ask the group to halt and stand quietly on a free rein (loosened rein).

OR-13H. HUNTER HACK

- A. The hunter hack horse should move in the same style as a working hunter. The class will be judged on style over fences, even hunting pace, flatwork, manners and way of going. The poll should be level or slightly above the level of the withers. The head should not be carried behind the vertical giving the appearance of intimidation or be excessively nosed out giving a resistant appearance.
- B. Horses are first required to jump two (2) fences, two (2) feet three (3) inches to three (3) feet. However, if the jumps are set on a line, they shall be in increments of twelve (12) feet but adjusted to be no less than two (2) strides. A ground line is required for each jump.
Horses being considered for an award are then to be shown at a walk, trot and canter both ways of the ring with light contact on the reins.
- C. At the discretion of the judge, contestants may be asked to hand gallop, pull up and back and stand quietly following the last fence.
- D. When necessary to split large classes by running more than one go-round, the finalists must both be rejumped and reworked on the flat.
- E. Placing for the class shall be determined by allowing a minimum of seventy (70) percent on individual fence work and a maximum of thirty (30) percent for work on the flat.
- F. Faults over fences will be scored as in working hunter class. Horses eliminated in over fence portion of the class shall be disqualified. See Rule OR-28, Working Hunter, Paragraphs D., E., and F. Faults (to be scored accordingly, but not necessarily cause disqualification during rail work) include:
1. Being on wrong lead and/or wrong diagonal at the trot
 2. Breaking gait
 3. Excessive speed (any gait)
 4. Excessive slowness in any gait, loss of forward momentum
 5. Failure to take gait when called
 6. Head carried too high
 7. Head carried too low (such that poll is below the withers)
 8. Overflexing or straining neck in head carriage so the nose is carried behind the vertical
 9. Excessive nosing out
 10. Opening mouth excessively
 11. Stumbling
- G. Faults which will be cause for disqualification
1. Head carried too low (such that the poll is between the withers)

- consistently).
2. Overflexing or straining neck and head carriage so the nose is carried behind the vertical consistently.
 3. Falling

OR-14H. WESTERN DISCIPLINED RAIL

- A. The Disciplined Rail - Western class is a command class to show ability of a highly trained western horse. Due to the level of training required to perform in a manner to exhibit the ability of the horses, it is suggested to offer separate Jr. Horse (horses five (5) years and under) and Sr. Horse (horses six (6) years and over) classes. Horses are to be shown using Western Equipment (refer to SR-11) and Western attire (refer to SR-10).
- B. All horses shall enter the ring and be shown together with no individual work off except in the event of a tie. Should the number of entries warrant more than one (1) go-round to determine finalists, each go-round shall require the exact same sequence of work performed to determine finalists. In double judged shows, each judge has the option to determine his/her own finalists but the finalists of each judge shall be worked in the final go-around with no revealing of which finalist was determined by which judge. All finalists shall be considered and judged for awards.
- C. The class shall be judged or scored on the ability of the individual horse as being exhibited. The class shall not be scored as a "fault and out" class. The judge may vary the work order of a class but shall maintain the same order of work if more than one go-round is required for the class to determine finalists. When a final go-round is being judged the order of work requested may be varied and additional work requested from the original go-rounds.
- D. The class routine shall be to perform work on the rail and/or in the lineup and shall include any of the following:
 1. A short walk, jog and/or slow lope at either one or both ways of the rail;
 2. Flying change of leads either or each way of the ring;
 3. A start and travel on an incorrect lead or a counter lope;
 4. Start to lope from a standstill;
 5. Sliding stop to include settling on a loose rein
 6. Side pass to either or both left and/or right;
 7. A turn on the forehand and/or hindquarters;
 8. A hand gallop or extended lope of no more than twelve (12) horses at a time may only be used for finalists of a class;
 9. Extended walk or jog at any time of the class including a full class;
 - 10 Additional work to include portions or variations of the above, but in no way shall a horse and/or rider be required to be overworked or required to perform unsafely in any manner.
 - 11 Judge may ask for additional safe work at their discretion.This class is to be judged on performance, ability, response and attitude of the horse. The judge shall be positioned to view the complete arena by standing at one end or corner or out of the arena when possible to view as many entries as possible during the class. It is suggested, but not required, to have a judge announce the order of work to be performed during the class.

OR15H/16H - TRAIL - GENERAL

The Trail Class (Hunt Seat or Western) will be judged on the performance

of the horse over obstacles, with emphasis on manners, response to the rider and attitude.

- A. Credit will be given to horses negotiating the obstacles with style and some degree of speed, providing carefulness is not sacrificed, to horses showing capability of picking their own way through course when obstacles warrant it, and willing response to riders's cues on more difficult obstacles.
 - B. Horse shall be penalized for any unnecessary delay while approaching the obstacles. Horses with artificial appearance over the obstacles should be penalized.
 - C. Horses must not be required to work on the rail. The course must be designed, however, to require each horse to show the three gaits (walk, jog, lope or walk, jog, canter) somewhere between the obstacles as part of its work and quality of movement and should be considered as part of the movement score. While on line of travel between obstacles, the horse should be balanced, carrying his head and neck in a relaxed, natural position, with poll level with or slightly above the withers. The head should not be carried behind the vertical, giving the appearance of intimidation, or be excessively nosed out, giving a resistant appearance.
 - D. The course to be used shall be posted at least one hour before scheduled or estimated starting time of the class.
 - E. Scoring will be on the basis of 0 to Infinity, with 70 denoting an average performance. Each obstacle will receive an obstacle score that should be added or subtracted from 70 and is subject to a penalty that should be subtracted. Each obstacle will be scored on the following basis, ranging from plus 1 ½ to minus 1 ½: -1 ½ extremely poor, -1 very poor, - ½ poor, 0 correct, + ½ good, +1 very good, +1 ½ excellent. Obstacle scores are to determined and assessed independently of penalty points. Penalties should be assessed per occurrence as follows:
 - F. The following deductions will result:
 - ½ POINT
 - 1. Each tick of log, pole, cone, plant or any component of the obstacle
 - 1 POINT
 - 1. Each bite of or hit of or stepping on a log, cone, plant or any component of the obstacle
 - 2. Incorrect or break of gait at walk or jog/trot for two strides or less
 - 3. Both front or hind feet in a single-strided slot or space
 - 4. Skipping over or failing to step into required space
 - 5. Split pole in lope-over/canter-over
 - 3 POINT
 - 1. Incorrect or break of gait at walk or jog/trot for more than two strides
 - 2. Out of lead or break of gait at lope/canter (except when correcting an incorrect lead)
 - 3. Knocking down an elevated pole, cone, barrel, plant, obstacle, or severely disturbing an obstacle
 - 4. Stepping outside of the confines of; falling or jumping off or out of an obstacle with one foot once the foot has entered the obstacle; including missing one element of an obstacle on a line of travel with one foot.
- 5 POINT
1. Dropping slicker or object required to be carried on course
2. First or second cumulative refusal, balk, or evading an obstacle by

- shying or backing
- 3. Letting go of gate or dropping rope gate
- 4. Use of either hand to instill fear or praise
- 5. Stepping outside the confines of; falling or jumping off or out of an obstacle with more than one foot once the foot has entered obstacle; including missing one element of an obstacle on a line of travel with more than one foot.
- 6. Blatant disobedience (including kicking out, bucking, rearing, striking)
- 7. Faults, which occur on the line of travel between obstacles, scored according to severity:
 - a. Head carried too high
 - b. Head carried too low (tip of ear below the withers)
 - c. Over-flexing or straining neck in head carriage so the nose is carried behind the vertical.
 - d. Excessive nosing out
 - e. Opening mouth excessively
- 8. Holding the saddle with either hand will be penalized by 5 points and may be cause for disqualification at the judge's discretion unless holding the saddle is covered by a specific class rule to allow it.

DISQUALIFIED 0 - SCORE

- 1. Use of two hands (exception: in English Trail classes designated for two hands) or changing hands on reins; except for junior horses shown in a snaffle bit or hackamore, only one hand may be used on the reins, except that it is permissible to change hands to work an obstacle as outlined in equipment rules
- 2. Use of romal other than as outlined in equipment rules
- 3. Performing the obstacle incorrectly or other than in specified order
- 4. No attempt to perform an obstacle
- 5. Equipment failure that delays completion of pattern
- 6. Excessively or repeatedly touching the horse on the neck to lower the head
- 7. Entering or exiting an obstacle from the incorrect side or direction
- 8. Working obstacle the incorrect direction: including overturns of more than ¼ turn
- 9. Riding outside designated boundary marker of the arena or course
- 10. Third cumulative refusal, balk, or evading an obstacle by shying or backing
- 11. Failure to ever demonstrate correct gait between obstacle as designated
- 12. Failure to follow the correct line of travel between obstacles
- 13. Faults that occur on the line of travel between obstacles, which will be cause for disqualification,
 - 1. Head carried too low (tip of ear below withers consistently)
 - 2. Over-flexing or straining neck in head carriage so the nose is carried behind the vertical consistently.
- G. Management, when setting courses, should keep in mind the idea is not to trap the horse, or eliminate it by making an obstacle too difficult. All courses and obstacles are to be constructed with safety in mind so as to eliminate any accidents. If difficult courses are set, junior trail, if offered, should be less difficult. When the distances and spaces are measured between all obstacles, the inside base to inside base of each obstacle considering the normal path of the horse, should be the measuring point.

- Enough space must be provided for a horse to jog/trot (at least 30 feet) and lope/canter (at least 50 feet) for the judge to evaluate these gaits.
- H. If disrupted, the course shall be reset. In the case that an obstacle is used in combination, the obstacle cannot be reset until the contestant finishes the entire obstacle.
 - I. The judge must walk the course and has the right and duty to alter the course in any manner. The judge may remove or change any obstacle deemed unsafe or non-negotiable. If at any time a trail obstacle is deemed to be unsafe by the judge, it shall be repaired or removed from the course. If the obstacle cannot be repaired and any horses have completed the course, with such unsafe or unrepairable obstacle, the score for that obstacle shall be deducted from all previous works for that class.

OR-15H WESTERN TRAIL

- A. At least six obstacles must be used, three of which must be from the mandatory list of obstacles and at least three others selected from the list of optional obstacles.
- B. Mandatory Western Trail obstacles:
 - 1.. Opening, passing through, and closing gate. (Losing control of the gate is to be penalized.) Use a gate that will not endanger horse or rider.
 - 2. Ride over at least four logs or poles. These can be in a straight line, curved, zigzag or raised. The space between the logs is to be measured, and the path the horse is to take should be the measuring point. All elevated elements must be placed in cup, notched block, or otherwise secured so that they cannot roll. The height should be measured from the ground to the top of the element. Spacings for walkovers, trotovers, and lopeovers should be as follows or increments thereof.
 - a. The space for walkovers shall be 20-24", and may be elevated up to 12". Elevated walkovers should be at least 22".
 - b. The spacing for trot overs 3' to 3'6", and may be elevated up to 8".
 - c. The spacing for lope overs 6 to 7', and may be elevated up to 8".
 - 3. Backing obstacle. Backing obstacles to be spaced a minimum of 28". If elevated, 30" spacing is required. Entrants cannot be asked to back over a stationary object such as a wooden pole or a metal bar.
 - a. Back through and around at least three markers.
 - b. Back through l, v, u, straight or similar shaped course. May be elevated no more than 24".
- C Optional obstacles, but not limited to:
 - 1. Water hazard (ditch or small pond). No metal or slick bottom-boxes will be used.
 - 2. Serpentine obstacles at walk or jog. Spacing to be minimum of 6' for jog.
 - 3. Carry object from one part of arena to another. (Only objects which reasonably might be carried on a trail ride may be used.)
 - 4. Ride over wooden bridge. (Suggested minimum width shall be 36" wide and at least six feet long.) Bridge should be sturdy and safe, and negotiated at a walk only.

5. Put on and remove slicker.
 6. Remove and replace materials from a mailbox.
 7. Side pass (may be elevated to 12" maximum).
 8. An obstacle consisting of four logs or rails, each 6' to 8' long, laid in a square. Each contestant will enter the square by riding over log or rail as designated. When all four feet are inside the square, rider should execute a turn, as indicated and depart.
 9. Any other safe and negotiable obstacle which could reasonably be expected to be encountered on a trail ride and meets the approval of the judge may be used.
 10. A combination of two or more of any obstacle is acceptable.
- D. Unacceptable Obstacles for Western Trail**
1. Tires
 2. Animals
 3. Hides
 4. PVC Pipe
 5. Dismounting
 6. Rocking or moving bridges
 7. Water box with floating or moving parts
 8. Flames, dry ice, fire extinguisher, etc.
 9. Logs or poles elevated in a manner that permits such to roll
 10. Ground ties
 11. Jump

OR-16H HUNT SEAT TRAIL

- A.** All references to the gait trot shall be considered a posting trot unless otherwise specified in the pattern.
- B.** At least six obstacles must be used, three of which must be from the mandatory list of obstacles and at least three others selected from the list of optional obstacles.
- C. Mandatory Hunt Seat Trail Obstacles**
1. Opening, passing through, and closing gate. (Losing control of the gate is to be penalized.) Use a gate that will not endanger horse or rider.
 2. Jump - one jump to be set at a minimum of 18" to a maximum of 30". Jump may be a cross pole or vertical; either should have a ground pole. May be an "L" shaped "in and out" jump. An in and out jump is to be jumped in a diagonal direction. Show management must consider safety to be the primary concern. Should there be a doubt of ability of horse or riders, the jump should be set at the minimum height of 18".
 3. Bridge. Ride over a wooden bridge. Minimum size of bridge to be thirty six (36") inches wide and six feet (6') long. Bridge must be sturdy and safe. No rolling bridge is allowed.
- D. Optional Hunt Seat Trail Obstacles, but not limited to:**
1. Trot over cavalettis (or logs). At least four cavalettis or logs to be spaced 3' to 3'6" and may be elevated up to 8".
 2. Water Hazard. (ditch or shallow pond). No metal or slick bottom boxes may be used.
 3. Three Marker Canter. Three (3) pylons or cones (poles or barrels not allowed) to be spaced thirty feet (30') apart in a straight line. Horse to be ridden through at a canter in a weaving pattern (similar to pole bending). Lead changes may be specified as simple

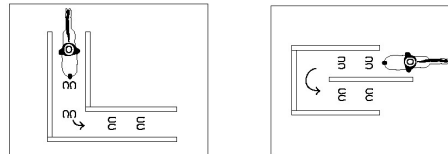
changes, flying changes or a combination of both. Requirement of type of lead changes is to be clearly stated on the posted pattern.

4. Trot Through "L". An "L" shaped obstacle with legs to be a minimum of three feet (3') and maximum of four feet (4') in length and both legs being the same length to be set. This is to be performed without the horse touching the "L".
5. Side pass (may be elevated to 12" maximum).
6. Performing in the Square. Four (4) logs or rails of equal length being at least six feet (6') long but no more than Eight feet (8') long to be placed in a square. The square can then be used to either:
 - a. Enter the square and execute the turn as specified in the pattern, then leave the square or
 - b. Canter through the square providing the rails were at least six feet (6') in length and no more than eight (8") inches high.
7. Three Marker Trot Through. Three (3) markers to be either pylons, cones, or barrels may be set in either a straight line or a triangle. The markers are to be spaced at least three feet (3') apart. Horses may be required to trot through in either a cloverleaf or serpentine pattern and the requirement is to be stated on the posted pattern.
8. Three Marker Back through. Three (3) markers to be either pylons, cones, or barrels to be set as described in obstacle g above. For this maneuver the markers may be spaced further apart. Horses may be required to back through in either a horse shoe or woven pattern and the requirement is to be stated on the posted pattern.
9. Backing obstacle. Backing obstacles to be spaced a minimum of 28". If elevated, 30" spacing is required. Entrants cannot be asked to back over a stationary object such as a wooden pole or a metal bar.
 - a.. Back through and around at least three markers.
 - b.. Back through I, v, u, straight or similar shaped course. May be elevated no more than 24".

E. Unacceptable Obstacles for Hunt Seat Trail

- a. Tires
- b. Animals
- c. Hides
- d. PVC Pipe
- e. Dismounting
- f. Rocking or moving bridges
- g. Water box with floating or moving parts
- h. Flames, dry ice, fire extinguisher, etc.
- i. Logs or poles elevated in a manner that permits such to roll
- j. Ground ties

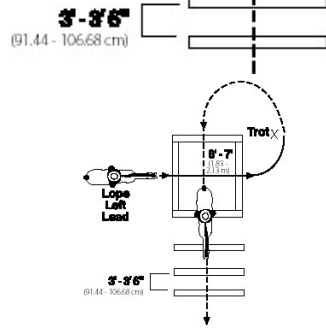
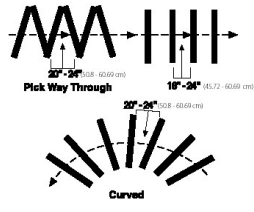
VARIATION OF L BACK THROUGH:



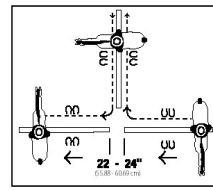
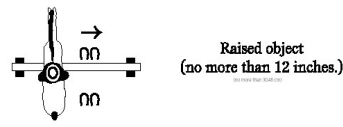
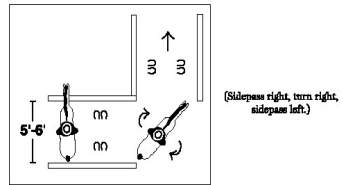
TROT OVER



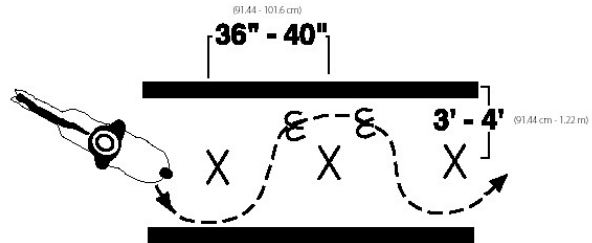
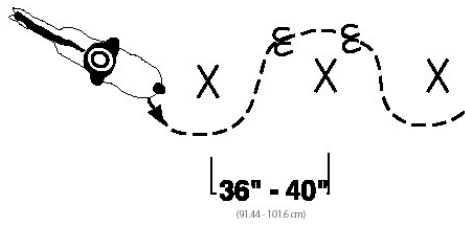
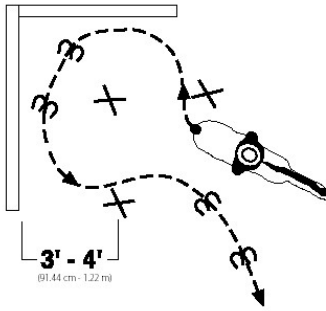
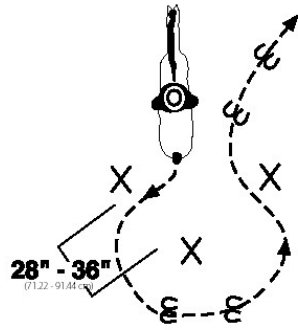
WALK OVERS



VARIATIONS OF SIDEPASS:



BACK THROUGH AND AROUND THREE MARKERS:



OR-17H. REINING

- A. General. To rein a horse is not only to guide him, but also to control its every movement. The best reined horse should be willingly guided or controlled with little or no apparent resistance and dictated to completely. Any movement on its own must be considered as lack of control. All deviations from the exact written pattern must be considered a lack of or temporary loss of control and therefore a fault that must be marked down according to severity of deviation. After deducting all faults, set here within, against execution of the pattern and the horse's overall performance, credit should be given for smoothness, finesse, quickness and authority of performing various maneuvers, while using controlled speed which raises the difficulty level and makes him more exciting and pleasing to watch to an audience.
- B. Scoring. The scoring will be on a basis of 0 to Infinity, with 70 denoting an average performance. The individual maneuvers are scored in ½ point increments from a low of -1 ½ to a high of +1 ½ with a score of 0 denoting a maneuver that is correct with no degree of difficulty. "no score" is not eligible to place while a score of "0" may qualify a contestant for prize money but no IBHA points.

THE FOLLOWING WILL RESULT IN "NO SCORE" NO SCORE SHALL RESULT IN NO PLACING

1. Abuse of animal in show arena and/or evidence that an act of abuse has occurred prior to or during the exhibition of a horse in competition;
2. Use of illegal equipment, including wire on bits, bosals or curb chains;
3. Use of illegal bits, bosals, or curb chains;
4. Use of tack collars, tie downs or nose bands;
5. Use of whips or bats;
6. Use of any attachment which alters movement of or circulation of the tail;
7. Failure to dismount and/or present horse and equipment to the appropriate judge for inspection when requested;
8. Disrespect or misconduct by the exhibitor;
9. The judge(s) may excuse a horse at any time while in the arena for unsafe conditions or improper exhibition pertaining to both the horse and/or rider.

THE FOLLOWING WILL RESULT IN A SCORE OF "0"

1. Use of more than index or first finger between reins;
2. Use of two hands (exception in Snaffle Bit or Hackamore classes designated for two hands on Jr. horse) or changing hands;
3. Incorrect use of romal;
4. Failure to complete pattern as written;
5. Performing the maneuvers other than in specified order;
6. The inclusion of maneuvers not specified including but not limited to;
 - a. Backing more than two strides
 - b. Turning more than 90 degrees (Exception: a complete stop in the first quarter of a circle after a canter departure is not to be considered an inclusion of maneuver; a 2 point break of gait penalty will apply.)
7. Equipment failure that delays completion of pattern; balking or refusal of command pattern is delayed ;running away or failing to guide where

- it becomes impossible to discern whether entry is on pattern;
8. Jogging in excess of one-half circle or one-half the length of the arena;
 9. Over spins of more than 1/4 turn;
 10. Fall to the ground by horse or rider.

THE FOLLOWING WILL RESULT IN A PENALTY OF FIVE (5) POINTS:

1. Spurring in front of cinch;
2. Use of either hand to instill fear or praise;
3. Holding saddle with free hand;
4. Blatant disobedience including kicking, biting, bucking, rearing and striking.

THE FOLLOWING WILL RESULT IN A 2 POINT PENALTY:

1. Break of gait;
2. Freezing up in spins or rollbacks;
3. On walk in patterns, failure to stop or walk before executing a canter departure;
4. On run in patterns, failure to be in a canter prior to reaching the first marker;
5. If a horse does not completely pass the specified marker before initiating a stop position;

OTHER PENALTY POINTS

1. Starting or performing circles or eights out of lead will be judged as follows. Each time a horse is out of lead, a judge is required to penalize 1 point. The penalty for being out of lead is accumulative and the judge will add 1 penalty point for each 1/4 of the circumference of a circle or any part thereof that a horse is out of lead.
2. A judge is required to penalize a horse 1/2 of a point for a delayed change of lead by one stride.
3. Deduct 1/2 point for starting circle at a jog or exiting rollbacks at a jog up to 2 strides. Jogging beyond 2 strides but less than 1/2 circle or 1/2 the length of the arena deduct 2 points.
4. Deduct 1/2 point for over or under spinning up to 1/8 of a turn; deduct 1 point for over or under spinning up to 1/4 of a turn.
5. In patterns requiring a run-around, failure to be on the correct lead when rounding the end of the arena will be penalized as follows: for 1/2 the turn or less, 1 point; for more than 1/2 the turn, 2 points.
6. There will be a 1/2 point penalty for failure to remain in minimum of 20 feet from wall or fence when approaching a stop and/or rollback.

OTHER JUDGING FACTORS

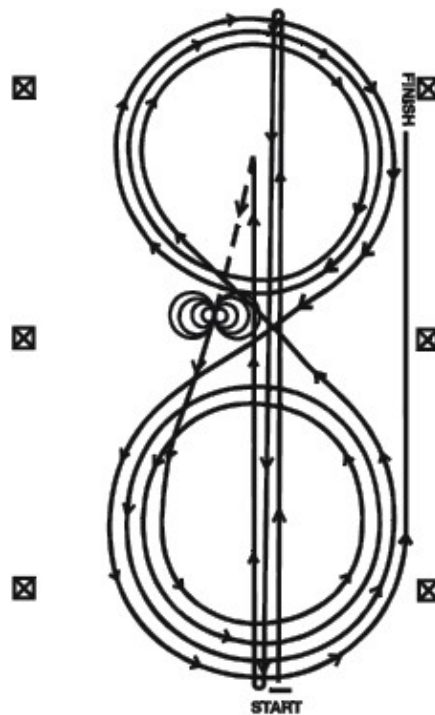
1. Judges may not confer as to why any penalty or maneuver score prior to submitting a score.
2. The judge shall have the authority to remove any contestant from a show he is judging, should said contestant show any disrespect or misconduct as to render himself or the show in an unprofessional manner.
3. Judges shall be the sole person responsible to determine if a rider has correctly completed the pattern as written.
4. IBHA permits the judge the option of awarding a re-ride to any contestant who in the judges opinion is unable to complete a pattern for reasons that are out of the riders control. In the instance where a re-ride is

warranted in the judge's opinion, the judge should advise horse show management of such as soon as possible.

- C. Ties. Any ties for any place may be worked off for that placing or may be determined by the entrants that have tied by agreeing to satisfactory break the tie without the use of a run-off. Any tied entry that does not return for a run-off, without an agreement to break a tie without a run-off, shall forfeit the higher placing of the tie and be awarded the lower placing of such tie. Contestants disqualified in a run-off for a tied position cannot be placed lower than the lowest position of the tie, i.e. for a tie for 1st and 2nd a horse disqualified in the run off would be placed 2nd.
- D. Equipment. Refer to SR-11.
- E. Patterns. The patterns used in this handbook are the patterns of the National Reining Horse Association and the numbers of the patterns used shall correspond to the same numbers and patterns of the NRHA as printed in that association's 2007 handbook. The rules governing such patterns for layout and order of work shall be as follows:
 - 1. Patterns are to be worked as printed, not necessarily as drawn. The drawing is to give a general idea of what the pattern will look like in the arena.
 - 2. Markers will be placed on the wall or fence as follows:
 - A. at the center of the arena
 - B. at least 50 ' from each end wall
 - 3. Where designated in the pattern for stops to be beyond a marker, the horse should begin his stop after passing the specified marker.
 - 4. Each pattern is drawn so that the bottom of the page represents the end of the arena entered by the contestants and must be run as such. In the event that an arena has only one gate and it is in the exact middle of one side, that side shall represent the right side of the page the pattern is drawn on.
 - 5. All horses will be judged immediately upon entering the arena and judging will cease after the last maneuver. Any fault incurred prior to the commencement of a pattern will be scored accordingly.
 - 6. All judges' decisions are final

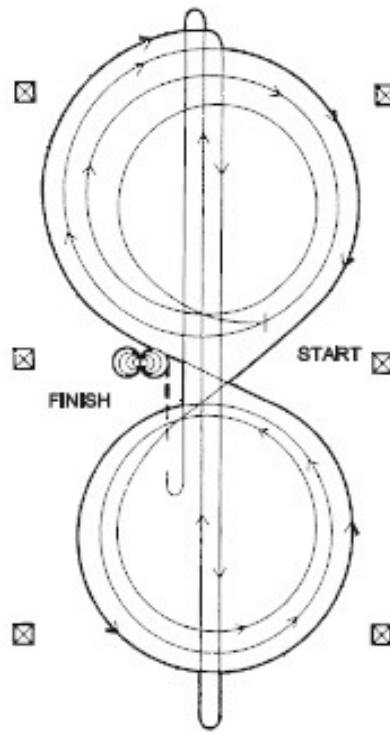
PATTERN 1

1. Run at speed to the far end of the arena past end marker and do a left rollback-no hesitation.
2. Run to opposite end of arena past end marker and do a right rollback - no hesitation.
3. Run past center of arena, do a sliding stop, back straight to the center of the arena or at least 10 feet. Hesitate.
4. Complete four spins to the right.
 1. Complete four and a quarter spins to the left, so that horse ends facing the left wall or fence. Hesitate.
2. Beginning on the left lead, complete three circles to the left. The first circle large and fast-second circle small and slow-third circle large and fast. Change leads at the center of the arena.
3. Complete three circles to the right. The first circle large and fast-second circle small and slow-third circle large and fast. Change leads at center of the arena.
4. Begin a large fast circle to the left. Do not close this circle. Run straight down the side of arena past center marker and do a sliding stop at least twenty feet from wall or fence. Hesitate to demonstrate the completion of the pattern.
5. Rider may dismount and drop bridle to the judge.



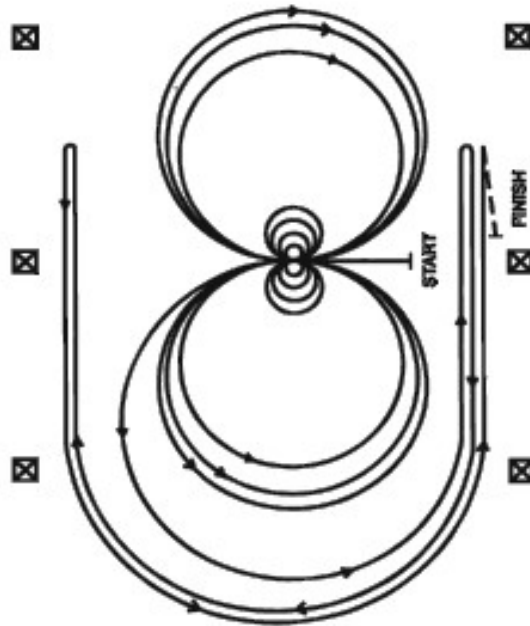
PATTERN 2

1. Beginning at the center of the arena facing the left wall or fence.
2. Beginning on the right lead, complete three circles to the right: the first circle small and slow; the next two circles large and fast. Change leads at the center of the arena.
3. Complete three circles to the left: the first circle small and slow; the next two circles large and fast. Change leads at the center of the arena.
4. Continue around previous circle to the right. At the top of the circle, run down the middle to the far end of the arena past the end marker and do a right rollback - no hesitation.
5. Run up the middle to the opposite end of the arena past the end marker and do a left rollback-no hesitation.
6. Run past the center marker and do a sliding stop. Back up to the center of the arena or at least ten feet. Hesitate.
7. Complete four spins to the right.
8. Complete four spins to the left. Hesitate to demonstrate the completion of the pattern.
9. Rider may dismount and drop bridle to the judge.



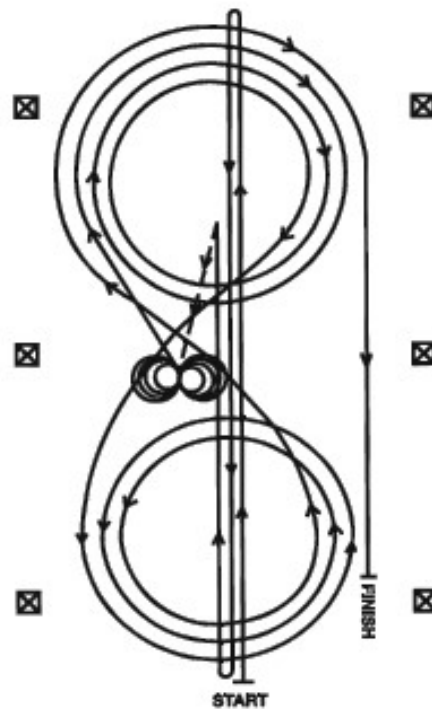
PATTERN 6

1. Beginning at the center of the arena facing the left wall or fence.
2. Complete four spins to the right.
3. Complete four spins to the left. Hesitate.
4. Beginning on the left lead, complete three circles to the left: the first two circles large and fast; the third circle small and slow. Change leads at the center of the arena.
5. Complete three circles to the right: the first two circles large and fast; the third circle small and slow. Change leads at the center of the arena.
6. Begin a large fast circle to the left but do not close this circle. Run up the right side of the arena past the center marker and do a right rollback at least twenty feet from the wall or fence - no hesitation.
7. Continue back around previous circle to the left but do not close this circle. Run up the left side of the arena past the center marker and do a left rollback at least twenty feet from the wall or fence - no hesitation.
8. Continue back around previous circle but do not close this circle. Run up the right side of the arena past the center marker and do a sliding stop at least twenty feet from the wall or fence. Back up at least ten feet. Hesitate to demonstrate the completion of the pattern.
9. Rider may dismount and drop bridle to the designated judge.



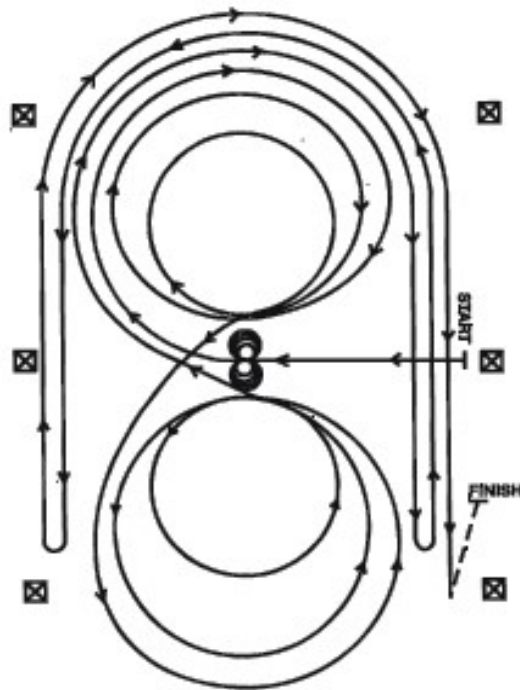
PATTERN 7

1. Run at speed to the far end of the arena past the marker and do a left rollback - no hesitation.
2. Run to the opposite end of the arena past the end marker and do a right rollback - no hesitation.
3. Run past the center marker and do a sliding stop. Back up to the center of the arena or at least ten feet. Hesitate.
4. Complete four spins to the right.
5. Complete 4 and 1/4 spins to the left so that the horse is facing left wall or fence. Hesitate.
6. Beginning on the right lead, complete three circles to the right: the first two circles large fast; the third circle small and slow. Change leads at the center of the arena.
7. Complete three circles to the left: the first two circles large fast; the third circle small and slow. Change leads at the center of the arena.
8. Begin a large fast circle to the right but do not close this circle. Run straight down the right side of the arena past the center marker and do a sliding stop at least twenty feet from the wall or fence. Hesitate to demonstrate completion of the pattern.
9. Rider may dismount and drop bridle to the designated judge.



PATTERN 8

1. Begin at the center of arena facing the left wall or fence.
2. Complete four spins to the left.
3. Complete four spins to the right. Hesitate.
4. Begin on the right lead, complete three circles to the right: the first circle large and fast; second circle small and slow; third circle large and fast. Change leads at the center of the arena.
5. Complete three circles to the left: the first circle large and fast; second circle small and slow; third circle large and fast. Change leads at the center of the arena.
6. Begin a large fast circle to the right but do not close this circle. Run straight down the right side of the arena past the center marker and do a left rollback at least 20 feet from the wall or fence-no hesitation.
7. Continue back around the previous circle but do not close this circle. Run down the left side of the arena past the center marker and do a right rollback at least 20 feet from the wall or fence - no hesitation.
8. Continue back around the previous circle but do not close this circle. Run down the right side of the arena past the center marker and do a sliding stop at least 20 feet from the wall or fence. Back up at least ten feet. Hesitate to demonstrate completion of the pattern.
9. Rider may dismount and drop bridle to the judge.



OR-18H. WESTERN RIDING

- A. Western Riding is an event where the horse is judged on quality of gaits, lead changes at the lope, response to the rider, manners, and disposition. The horse should perform with reasonable speed, and be sensible, well-mannered, free and easy moving.
- B. Credit shall be given for and emphasis placed on smoothness, even cadence of gaits (i.e. starting and finishing pattern with the same cadence), and the horse's ability to change leads precisely, easily, and simultaneously both hind and front at the center point between markers. In order to have balance, with quality lead changes, the horse's head and neck should be in a relaxed, natural position, with his poll level or slightly above the level of the withers. He should not carry his head behind the vertical giving the appearance of intimidation or be excessively nosed out giving a resistant appearance. The horse should have a relaxed head carriage showing response to the rider's hands, with a moderate flexion at the poll. Horses may be ridden with light contact or on a reasonably loose rein. The horse should cross the log both at the jog and the lope without breaking gait or radically changing stride.
- C. The judge will select one of the four patterns to be performed. The judge is responsible for the pattern being correctly set.
- D. On the pattern:
The eight small circles represent pylon markers which are recommended. These should be separated by a uniform measured distance of not less than 30 feet (9 meters) nor more than 50 feet (15 meters) on the sides with 5 markers (see diagram). In pattern one, the three markers on the opposite side should be set adjacent to the appropriate markers. It is recommended that markers be set a minimum of 15 feet (4 ½ meters) from the fence and with 50 to 80 foot (15-24 meters) width in the pattern, as the arena permits.
1. A solid log or pole should be used and be a minimum of 8 feet (2.5 meters) in length.
 2. The long serpentine line indicates the direction of travel and gaits at which the horse is to move. The shaded area represents the lead changing area between the markers. The dotted line (...) indicates walk, the dash line (- - -) jog, and the solid line (___) lope.
- E. Scoring will be on a basis of 0 - 100 with 70 denoting an average performance.
1. Scoring guidelines to be considered: points will be added or subtracted from the maneuvers on the following basis, ranging from plus 1.5 to minus 1.5: -1.5 extremely poor, -1 very poor, -.5 poor, 0 average, +.5 good, +1 very good, +1.5 excellent. Maneuver scores are to be determined independently of penalty points.
- F. A contestant shall be penalized each time the following occur:
- Five (5) points**
1. Out of lead beyond the next designated change area (note: failures to change, including cross-cantering. Two consecutive failures to change would result in two five (5) point penalties).
 2. Blatant disobedience including kicking out, biting and bucking.
 3. Holding the saddle with either hand will be penalized by 5 points and may be cause for disqualification at the judge's discretion unless holding the saddle is covered by a specific class rule to allow it.
- Three (3) points**

1. Not performing the specific gait (jog or lope) or stopping when called for in the pattern, within 10 feet (3 meters) of the designated area.
2. Simple change of leads
3. Out of lead at or before the marker prior to the designated change area or out of lead at or after the marker after the designated change area.
4. Additional lead changes anywhere in pattern (except when correcting an extra change or incorrect lead)
5. In pattern one and three, failure to start the lope within 30 feet (9 meters) after crossing the log at the jog
6. Break of gait at walk or jog for more than two strides
7. Break of gait at the lope

One (1) point

1. Hitting or rolling log
2. Out of lead more than one stride either side of the center point and between the markers
3. Splitting the log (log between the two front or two hind feet) at the lope
4. Break of gait at walk or jog up to two strides

One-half (½) point

1. Tick or light touch of log
2. Hind legs skipping or coming together during lead change
3. Non-simultaneous lead change (front to hind or hind to front)

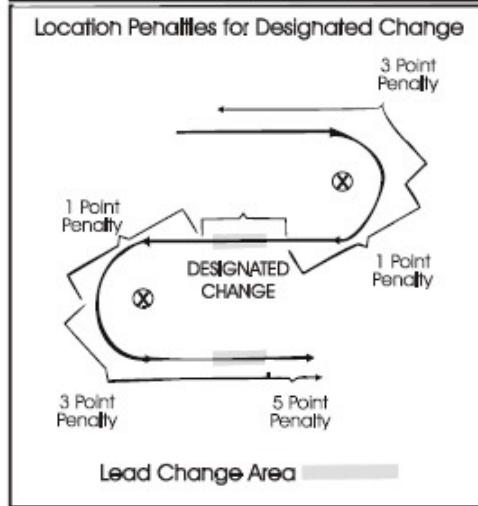
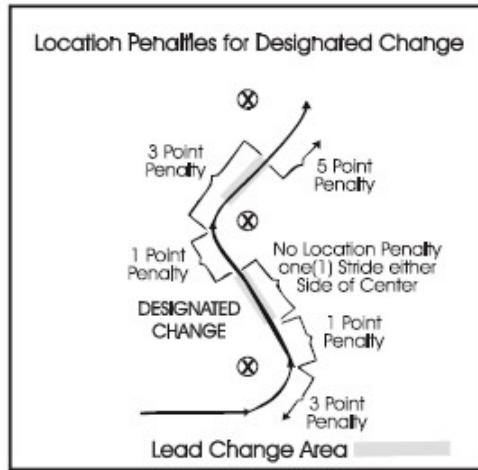
Disqualified - 0 score

1. Illegal equipment
2. Willful abuse
3. Off course
4. Knocking over markers
5. Completely missing log
6. Major refusal - stop and back more than 2 strides or 4 steps with front legs
7. Major disobedience - rearing, schooling
8. Failure to start lope prior to end cone in patterns #1 and #3
9. Four or more simple lead changes and/or failures to change leads
10. Overturn of more than 1/4 turn
11. Faults which may be cause for disqualification;
 - a. Head carried too low (tip of ear below withers consistently)
 - b. Overflexing or straining neck and head carriage so the nose is carried behind the vertical consistently.

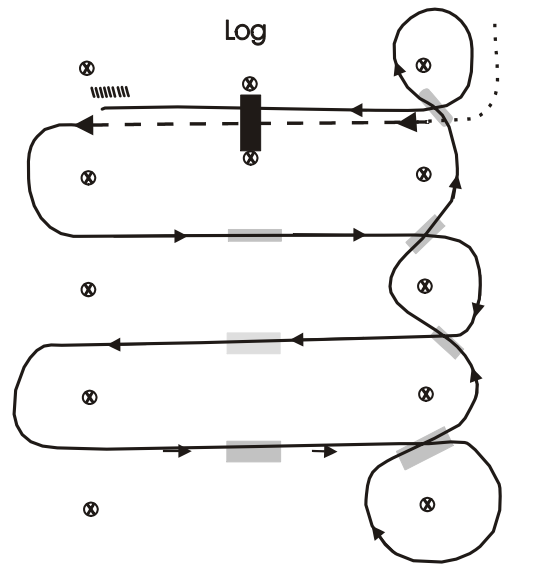
Credits

1. Changes of leads, hind and front simultaneously.
 2. Change of lead near the center point of the lead change area.
 3. Accurate and smooth pattern.
 4. Even pace throughout.
 5. Easy to guide and control with rein and leg.
 6. Manners and disposition.
 7. Conformation and fitness.
- G.** The following characteristics are considered faults and should be judged accordingly in maneuver scores.
1. Opening mouth excessively.
 2. Anticipating signals.
 3. Stumbling.
 4. Head carried too high.
 5. Head carried too low (tip of ear below the withers).

6. Over-flexing or straining neck and head carriage so the nose is carried behind the vertical.
7. Excessive nosing out.



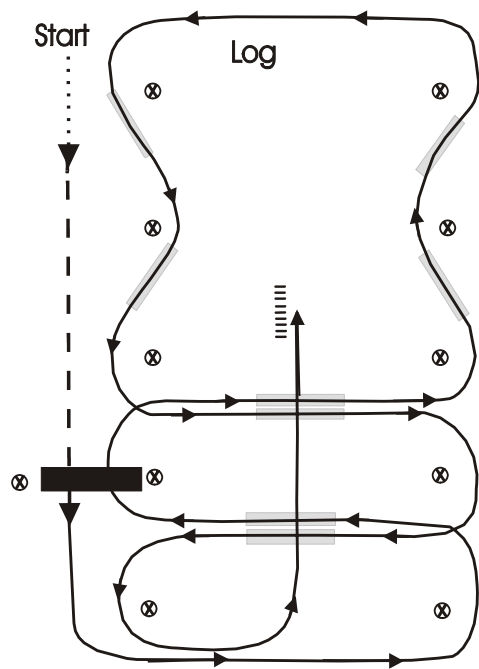
WESTERN RIDING PATTERN 2 Start



Walk Jog
 Lead Change Area Lope

1. Walk, transition to jog, jog over log
2. Transition to left
3. First crossing change
4. Second crossing change
5. Third crossing change
6. Circle & first line change
7. Second line change
8. Third line change
9. Fourth line change & circle
10. Lope over log
11. Lope, stop & back

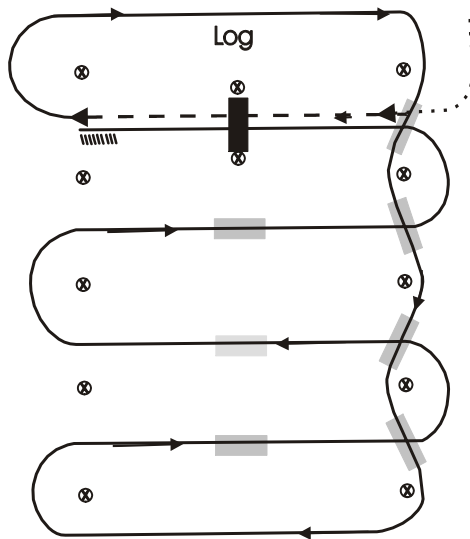
WESTERN RIDING PATTERN 3



Walk _____ Jog _____
 Lead Change Area [grey bar] Lope [thick line]

1. Walk, transition to jog, jog over log
2. Transition to left
3. First crossing change
4. Lope over log
5. Second crossing change
6. First line change
7. Second line change
8. Third line change
9. Fourth line change
10. Third crossing change
11. Fourth crossing change
12. Lope up the center, stop & back

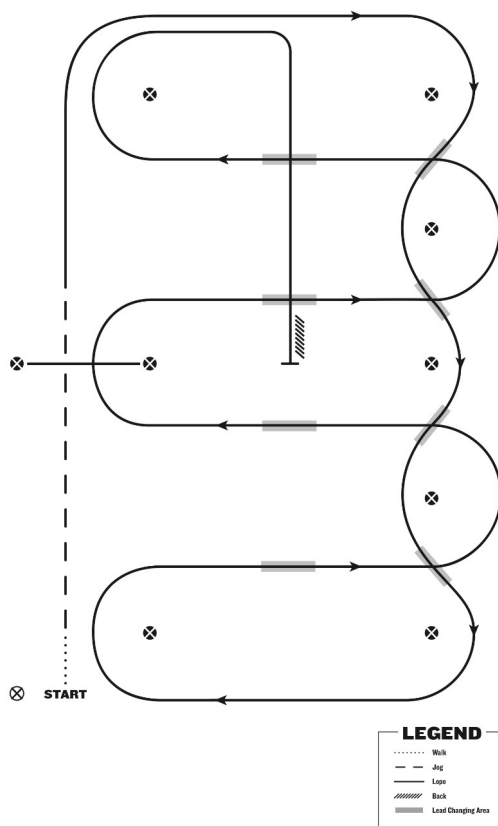
WESTERN RIDING PATTERN 4 Start



Walk _____ Jog _____
 Lead Change Area Lope _____

1. Walk, transition to jog, jog over log
2. Transition to right
3. First line change
4. Second line change
5. Third line change
6. Fourth line change
7. First crossing change
8. Second crossing change
9. Third crossing change
10. Lope over log
11. Lope, stop & back

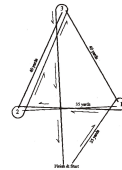
WESTERN RIDING PATTERN 6



1. Walk at least 15 feet from start cone to the first marker, transition to jog, jog over log
2. Transition to the lope right lead & lope around end
3. First line change
4. Second line change
5. Third line change
6. Fourth line change lope around the end of arena
7. First crossing change
8. Second crossing change
9. Lope over log
10. Third crossing change
11. Fourth crossing change
12. Lope up the center, stop & back

OR-19H. BARREL RACING

- A. Course.** The course must be measured exactly according to the diagram and cannot exceed these dimensions. However if the course is too large for the available space, the pattern should be reduced five yards at a time until it fits the arena. Adequate space must be kept between barrels and any obstacle. The distance from barrel # 3 to the finish line need not be reduced five yards at a time if there is sufficient room for the horse to stop. When measuring the area for the barrel course allow ample room for the horses to complete their turns and to stop at the finish. It is recommended that there be at least 45 feet from the starting line to the end of the arena, at least 18 feet from barrels 1 and 2 to the fence and 36 feet from barrel 3 to the end of the arena. A clearly visible starting line shall be provided. Cones or pylons only may be used to designate the starting line. Starting line markers shall be placed against the fence whenever possible. Brightly colored 55 gallon steel drums or plastic barrels with both ends must be used. There shall be no rubber, or plastic barrels or barrel pads used. Steel barrels are preferred, but plastic or collapsible barrels are acceptable if steel is not available. Barrels used must all be of the same type material.
- B. Timing.** Barrel Racing is a timed event. An electric timer or at least two stop watches shall be used. The time indicated by the electric timer or the average of the two watches, used by the official timers, will be the official time. When multiple judges are used, the contestant will run only once for the same time to be used by each judge. Timing shall begin as soon as the horse's nose reaches the starting line and will be stopped when the horse's nose passes over the finish line. Contestants are allowed a running start as per rule SR-15 G. The contestant's time will be announced immediately after the run.
- C. Equipment and Dress.** Barrel Racing is a Western event and Western dress and tack shall prevail with the following options:
1. Dress - Safety helmets are allowed and recommended but not required. A helmet or western hat is to be worn upon entering the arena and is to remain on the exhibitor's person the entire time the exhibitor is in the arena.
 2. Tack and Equipment. Mechanical hackamore, tiedown with noseband of leather, rope, nylon or padded covering may be used. Leg wraps, boots, martingale, whips, bats, spurs, and chaps are optional at discretion of rider.
- D. Penalties and Allowances.** The barrel course may be run starting to the left or right at the rider's discretion. When starting to the left barrel sequence will be #2, #1, #3. When starting to the right the barrel sequence will be #1,#2,#3. A contestant may touch the barrels with his/her hand. The penalties and disqualifications are as follows:
1. Failure to follow the course or complete the course shall be cause for disqualification
 2. If a hat or helmet is not on the exhibitor's person the entire time in the arena a five (5) second penalty shall be assessed.
 3. Knocking over a barrel shall carry a five (5) second penalty for each barrel knocked over.
 4. A judge may disqualify a contestant for excessive use of a bat, crop, whip, rope or reins in front of the cinch.

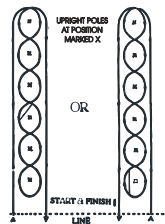


5. Negotiating obstacles in any other than specified order, stopping, circling, backing or reversing direction of movement to correct improper passing of an obstacle shall cause disqualification.
- E. Event of Tie. The contestants involved in a tie, for any placing, may determine by mutual consent to either runoff to break the tie or flip a coin. If the contestants cannot agree, the judge shall make the decision. In the case of a runoff, the horse declared the winner in the runoff must have re-run the pattern within two (2) seconds of its original time or the runoff must be held again. Penalty time will not apply to determine the (2) second time but will apply to the final runoff time.

OR-20H. POLE BENDING

- A. Pattern. Six poles are to be set in a straight line at a distance of twenty-one (21') feet apart with the first pole being twenty-one (21') feet from the starting line. Poles shall be six (6') feet in height with a base no more than fourteen (14") inches in diameter. Poles shall be set on top of the ground. There shall be no reduction of distance of the poles. There must be ample room for the horse to make the far turn and to stop after completing the course. A clearly visible starting line shall be provided. Cones or pylons only may be used to designate the starting line. Starting line markers shall be placed against the fence whenever possible.
- B. Timing. Pole Bending is a timed event. An electric timer or at least two stop watches shall be used. The time indicated by the electric timer or the average of the two watches, used by the official timers, will be the official time. When multiple judges are used, the contestant will run only once for the same time to be used by each judge. Timing shall begin as soon as the horse's nose reaches the starting line and will be stopped when the horse's nose passes over the finish line. Contestants are allowed a running start. As per rule SR-15G. The contestant's time will be announced immediately after the run.
- C. Equipment and Dress. Pole Bending is a western event and western dress and tack shall prevail with the following options:
1. Dress. Safety helmets are allowed and recommended but not required. A helmet or western hat is to be worn upon entering the arena, and is to remain on the exhibitor's person the entire time the exhibitor is in the arena.
 2. Tack and Equipment. Mechanical hackamore, tiedown with noseband of leather, rope, nylon or padded covering may be used. Leg wraps, boots, martingale, whips, bats, spurs, and chaps are optional at the discretion of the rider.
- D. Penalties and Allowances. The Pole Bending pattern may be started from either the right or left of the first pole and then run the remainder of the pattern accordingly to the diagrams below. A contestant may touch the poles with his/her free hand. The penalties and disqualifications are as follows:
1. Any deviation from the course or failure to complete the course shall be cause for disqualification.
 2. If a hat or helmet is not on the exhibitor's person the entire time in the arena, a five (5) second penalty shall be assessed.
 3. Knocking over a pole shall carry a five

POLE BENDING



- (5) second penalty for each pole knocked over.
4. A judge may disqualify a contestant for excessive use of a bat, crop, whip, rope or reins in front of the cinch.
 5. Negotiating obstacles in any other than specified order, stopping, circling, backing or reversing direction of movement to correct improper passing of an obstacle shall cause disqualification.
- E. Event of Tie. The contestants involved in a tie, for any placing, may determine by mutual consent to either runoff to break the tie or flip a coin. If the contestants cannot agree, the judge shall make the decision. In case of a runoff, the horse declared the winner in the runoff must have re-run the pattern within two (2) seconds of its original time or the runoff must be held again. Penalty time will not apply to determine the two (2) second allowance but will apply to the final runoff time.

ROPING EVENTS

- A. Roping is a western event and the western dress code for contestants shall prevail. Western type equipment must be used as per the rules specified in this section.
- B. Optional Equipment. Use of mechanical hackamore or other types of bridles, leg wraps and/or boots are optional at the rider's discretion. The contestant also has the option to use a tiedown, but, if used, the material of the noseband must be entirely of leather, rope, or nylon.
- C. Horses must start from a roping box.
- D. Tie Down Roping and Heading horses only (whether being judged or not) in Dally Team Roping must start from behind a barrier. An electronic barrier is acceptable.
- E. Only the horse's performance, including manners behind the barrier and at all other times, is to be judged.
- F. The contestant shall not attempt to rope the animal until the barrier flag has been dropped. Any attempt by contestant to position his horse behind the barrier enabling the contestant to rope the animal without attempting to leave the box shall be disqualified.
- G. Breaking the barrier, or any unnecessary whipping, jerking reins, talking or any noise making, slapping, jerking rope or any unnecessary action to induce the horse to perform better will be considered a fault and scored accordingly.
- H. The judge may at his discretion award new cattle to enable contestant to show his horse's ability on the cow including:
 1. The cow won't run or stops
 2. Chute or barrier malfunctions
 3. Cow turns back immediately
 4. Cow leaves arena
- I. In all roping events a run must be completed within a one minute time limit.
- J. All heading and heeling cattle shall be protected by horn wraps.

OR-21H. TIE DOWN ROPING

- A. The roper may throw only two loops and must be done so within a one minute time limit from the time the calf leaves the chute.
- B. In open competition if more than one loop is thrown, the roper must carry a second rope tied to the saddle, and this rope must be used for the second loop.

- C. Youth or Amateurs who desire to throw a second loop, may recoil rope or use second rope tied to saddle.
- D. If the roper fails to catch, he will retire from the arena with a no score.
- E. If calf is not standing when roper reaches calf, the roper must re-throw calf by hand crossing any three feet, and tie with not less than one complete wrap and a half hitch.
- F. Rope must run through a foul rope around the horse's neck, and may, at the discretion of the rider, be run through a "keeper". If a keeper is used, it must be attached to the noseband of the tiedown but never in front of the headstall and cannot be attached to the bridle or bit.
- G. Only the roper may touch the calf while the horse is being judged. Roper may dismount from either side and leg or flank calf.
- H. Scoring will be on the basis of 0-100, with 70 denoting an average performance. Each maneuver will be scored from a plus three (3) to a minus three (3), in ½ point increments.
- I. The tie down roping horse will be judged on four different maneuvers:
 1. Box and barrier
 2. Running and rating
 3. Stop
 4. Working the rope

THE FOLLOWING WILL RESULT IN A SCORE OF ZERO (0)

1. Failure of calf to stay tied until roper has remounted and ridden forward to loosen rope.
2. Excessive schooling at any time in the arena.
3. Whipping or hitting the horse with the rope.
4. Initiating the run with the rope on the opposite side of the horse's neck than the exhibitor's roping hand.
5. Dragging the calf, after the calf is tied, more than twelve (12) feet.
6. Any attempt by a contestant to position his horse behind the barrier enabling the contestant to rope the animal without attempting to leave the box.

THE FOLLOWING WILL RESULT IN A FIVE (5) POINT PENALTY:

1. Refusing to enter the box.
2. Rearing in the box.
3. Breaking the barrier.
4. Running into the calf.
5. Dragging the calf, after the calf is tied, from six (6) to twelve (12) feet. (Special consideration should be given for excessive movement of the calf after the calf is tied.)
6. Horse walking up the rope (rope on ground).
7. Blatant disobedience including kicking, biting, bucking, rearing and striking.

THE FOLLOWING WILL RESULT IN A TWO (2) POINT PENALTY:

1. Freeze-up in the box. (Refusing to move)
2. Jumping the barrier
3. Setting up or scotching
4. Rubbing the rope
5. Failure to continue backing while roper is flanking the calf.
6. Slack in the rope

THE FOLLOWING WILL RESULT IN A ONE (1) POINT PENALTY:

1. Dragging the calf while being tied, deduct one (1) point for each three (3) feet moved.

THE FOLLOWING SHALL BE FAULTS SCORED ACCORDING TO SEVERITY:

1. Jerking the reins
2. Slapping
3. Jerking the rope or any unnecessary action to enhance the performance of the horse
4. Turning around in the box
5. Turning head severely
6. Squatting in the corner
7. Stopping crooked
8. Rearing up in stop
9. Ducking off
- 10 Looking off while working the rope
- 11 Shying away while roper is remounting

OR-22H & OR.-23H DALLY TEAM ROPING

- A. The heading horse and the heeling horse are to be entered and scored individually, not as a team. If a contesting horse makes more than one run as a header, or as a heeler, it must be designated ahead of time as to which run is to be judged.
- B. At the option of the show management, two judges may be used at the same time, with one judging heading horses and the other judging heeling horses. The judge judging heading horses must judge all heading horses, and the judge judging heeling horses must judge all heeling horses.
- C. All heading and heeling cattle shall be protected by horn wraps. Legal catches in heading are both horns, half-head and around the neck. Any figure-eight catch or front leg in the catch is not legal. Any catch made by the heeler not being judged must be a legal catch defined as a catch which holds from behind the steer's shoulders and back, around the flank, or on one or both heels, but not by the tail only. Any catch made by the header not being judged which holds from the neck forward, other than a front leg in the catch, is considered legal and acceptable.
- D. The roper on the horse being judged may throw only two loops. If more than one loop is thrown, rider must recoil rope and build additional loop or loops. If the roper fails to catch, he will retire from the arena with no score.
- E. The rider who is heeling for the header may use two loops within the one-minute time limit from the time the steer is released from the chute.
- F. The rider who is heading for the heeler may use two loops.
- G. The header must head the steer and the heeler must heel the steer. Horses cannot switch positions.
- H. Riders are to stay mounted. When both ropes are dallied and both horses are facing stretched steer, run is completed. The rope must be wrapped around the saddle horn at least one complete time before it is considered a dally. Riders age 50 and over and females are permitted to have their rope tied onto the horn of the saddle when heeling.
- I. Each contestant will select the other member of his team, who may or may not be competing in this class. The non-competing team member, while not required to ride an IBHA registered horse, will use a stock type horse.
- J. The youth or amateur or open exhibitor being judged may be assisted by any youth, amateur, or any other adult or non-contestant as long as that team member is an IBHA member.
- K. Scoring will be on a basis of 0-100, with 70 denoting an average

performance. Each maneuver will be scored from a plus three (3) to a minus three (3), in ½ point increments.

L. The heading horse will be judged on four different maneuvers

1. Box and barrier
2. Running and rating
3. Setting and handling
4. Facing

THE FOLLOWING WILL RESULT IN A SCORE OF ZERO (0):

1. Excessive schooling at any time in the arena
2. Whipping or striking the horse with the rope
3. If both header and heeler fail to complete both catches within one minute from the time the steer leaves the chute
4. Loss of rope by either the header or the heeler
5. Failure of the roper on the horse being judged to catch with no more than two loops, if more than one loop is thrown, rider must recoil rope and build an additional loop
6. Failure to maintain a dally through the completion of the run. The rope must be wrapped around the saddle horn at least one complete turn before it is considered a dally.
7. Refusal to face.

THE FOLLOWING WILL RESULT IN A FIVE POINT PENALTY:

1. Running into the steer
2. Refusing to pull
3. Blatant disobedience including kicking, biting, bucking, rearing, and striking.
4. Refusing to enter the box
5. Rearing in the box
6. Broken barrier

THE FOLLOWING WILL RESULT IN A TWO POINT PENALTY:

1. Ducking off
2. Setting up or scotching
3. Failure to face completely
4. Freezing up while facing
5. Jumping the barrier

THE FOLLOWING SHALL BE FAULTS SCORED ACCORDING TO SEVERITY:

1. Jerking the reins
2. Slapping
3. Jerking the rope or any unnecessary action to enhance the performance of the horse
4. Turning around in the box
5. Turning head severely
6. Squatting in the corner
7. Incorrect position
8. Failure to rate
9. Failure to run to steer
- 10 Horse being outrun by steer

M. The heeling horse will be judged on four different maneuvers

1. Box
2. Run and rate
3. Position
4. Stopping

THE FOLLOWING WILL RESULT IN A SCORE OF ZERO (0):

1. Excessive schooling at any time in the arena
2. Whipping or striking the horse with the rope
3. If both header and heeler fail to complete both catches within one minute from the time the steer leaves the chute
4. Loss of rope by either the header or the heeler
5. Failure of the roper on the horse being judged to catch with no more than two loops, if more than one loop is thrown, rider must recoil rope and build an additional loop
6. Failure to maintain a dally through the completion of the run. The rope must be wrapped around the saddle horn at least one complete turn before it is considered a dally.

THE FOLLOWING WILL RESULT IN A FIVE POINT PENALTY:

1. Assuming position on the wrong side of the steer
2. Running into the steer
3. Failure to stop on hindquarters and hold position through the completion of the run
4. Blatant disobedience including kicking, biting, bucking, rearing, and striking.
5. Refusing to enter the box
6. Rearing in the box

THE FOLLOWING WILL RESULT IN A TWO POINT PENALTY:

1. Header breaking the barrier

THE FOLLOWING SHALL BE FAULTS SCORED ACCORDING TO SEVERITY:

1. Jerking the reins
2. Slapping
3. Jerking the rope or any unnecessary action to enhance the performance of the horse
4. Turning around in the box
5. Turning head severely
6. Squatting in the corner
7. Incorrect position
8. Failure to be in correct lead before horse moves into position on steer.

OR-24H. WORKING COW HORSE

- A. Both the cow work portion of this event and the reined portion are mandatory. Scoring emphasis on the cow work portion shall be based on the horse maintaining control of the cow at all times, exhibiting superior cow sense and natural cow working ability without excessive reining or spurring. Failure of an exhibitor to attempt to complete the cow work portion of the class, as well as the reined work, will result in the exhibitor not being considered an entry in the class. A horse which attempts to complete the cow work and has not been disqualified will be scored accordingly at the judge's discretion. A horse going off pattern in the reined work will receive a score of zero. A horse which attempts both the reined work and the cow work portion may be placed, even if disqualified in one portion of the class. (Example: If a horse is disqualified and receives a 0 score for the reined work, but scores a 70 for the cow work, its total score would be a 70 and the horse would be eligible for placing.) However, the fall of a horse and rider being judged shall be cause for disqualification and not eligible to be placed.
- B. The approved pattern will be used and each contestant will cause his horse to travel at the gait indicated for each part of the pattern. When

judging reined work, the judge should refer to the reining portion of the handbook for guidelines.

- C. In approved working cow horse classes, any of the seven approved IBHA working cow horse patterns may be used. One of the seven is to be selected by the judge of the class and used by all contestants in the class.
- D. For an ideal cow work, each contestant, upon receiving a cow in the arena, shall hold the cow on the prescribed end of the arena for sufficient time to demonstrate the ability of the horse to contain the cow on that end. After a reasonable amount of time, the contestant shall take the cow down the fence, making at least one turn each way on the fence. The contestant shall then take the cow to an open part of the arena and circle it at least once in each direction.
- E. The judge should take into consideration the size of the arena, condition of ground and the disposition and degree of difficulty exhibited by the cattle worked.
- F. At the discretion of the judge, cow work may be done immediately following each individual's pattern work or immediately after completion of pattern work by all horses being exhibited.
- G. Horse should keep working until judge blows whistle. If exhibitor quits working before the judge blows the whistle, a score of 0 will be given.
- H. The contestant's horse shall be penalized for general bad manners such as:

5 POINT PENALTIES

- 1. Not getting one turn each way (5 points each way)
- 2. Deliberate spurring or use of the romal forward of the cinch.
- 3. Blatant disobedience.

3 POINT PENALTIES

- 1. Biting or striking the cow
- 2. Hanging up on the fence (Refusing to turn)
- 3. Exhausting or overworking the cow before circling.
- 4. Knocking down the cow without having a working advantage.

2 POINT PENALTIES

- 1. Going past the corner of the arena before turning the cow when going down the fence.

1 POINT PENALTIES

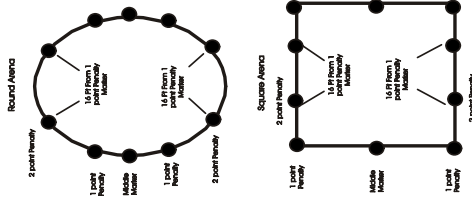
- 1. Loss of working advantage.
- 2. Horses that run past the cow shall be penalized 1 point for every horse's length past the cow, when the horse's buttocks pass the cow's head by one horse's length, he is one length past.
- 3. Failure to pass middle marker on first turn before turning cow.
- 4. Using the corner or the end of the arena to turn the cow when going down the fence.
- 5. Each time the arena is crossed to use the opposite fence to achieve a turn.
- 6. Slipping a rein .

0 - SCORE

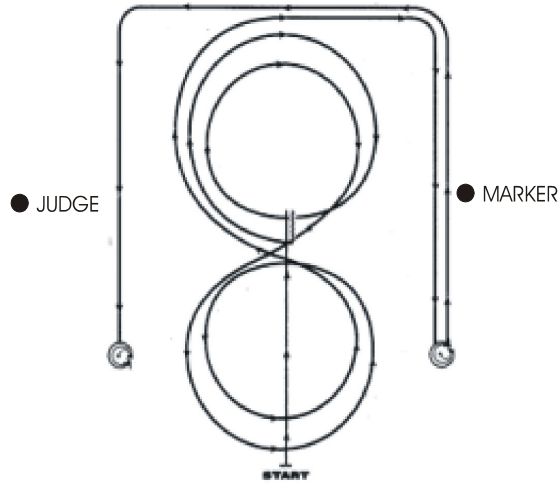
- 1. Turn tail.
- 2. Fingers between the reins.
- 3. Leaving the work area before the pattern or work is complete;
 - a. Any horse that is out of control while working the cow, thus endangering the rider (i.e. Crossing the path of the cow) shall be called off the cow.

- b. Any horse that runs over the cow thus causing the fall of horse and/or rider shall terminate the work at that time.
- 4. During the cow work, use of two hands on the reins, except with junior horses ridden two-handed in a bosals or snaffle bit.
- 5. The judge may blow his whistle at any time to terminate the work. A score of zero will be charged if the work is not complete at that point.
- 6. Failure to complete the pattern as written.
- 7. Schooling between cows if a new cow is awarded.
- 8. Schooling between reined work and cow work.
(Schooling is defined as gaining an advantage by excessive pulling, turning, stopping or backing.)
- I. If time and number of cattle permit, the judge may, at his discretion, award new cattle, to enable the contestant to show his horse's ability on the cow, based on the following criteria:
 - 1. The cow won't or can't run;
 - 2. The cow won't leave the end of the arena;
 - 3. The cow is blind or won't yield to the horse;
 - 4. The cow leaves the arena.
- J. Scoring will be on the basis of 0 to 100, with 70 denoting an average performance. The same basis of scoring shall apply to both the reined work and cow work. In the event of a tie, the entry with the highest cow work will be declared the winner.
- K. The following characteristics of the horse are considered faults:
 - 1. Exaggerated opening of mouth;
 - 2. Hard or heavy mouth;
 - 3. Nervous throwing of head;
 - 4. Lugging on bridle;
 - 5. Halting or hesitation while being shown, particularly when being run out, indicating anticipation of being set up;
 - 6. Losing a cow or being unable to finish a pattern because of a bad cow, the contestant should be penalized at the judge's discretion;
 - 7. Touching the horse or saddle with the free hand except during the cow work portion of the class, where the rider may hold onto the horn.
- L. The characteristics of a good working cow horse are:
 - 1. Good manners;
 - 2. Shifty, smooth and having its feet under it at all times; when stopping, hind feet should be well under it;
 - 3. A soft mouth and should respond to a light rein, especially when turning;
 - 4. Head should be maintained in its natural position;
 - 5. Work at reasonable speed and still be under control of the rider.
- M. A show may have up to two approved working cow classes.
 - 1. If two open working cow classes are held at a show, they shall be the following:
 - a. Senior working cow horse shown with bit;
 - b. Junior working cow horse shown with either a bit, hackamore or snaffle bit at the discretion of the exhibitor;
 - 2. If only one working cow horse class is to be held at a show, it shall be the following:
 - a. Working cow horse - all ages (horse six-years-old and older must be shown in bit; horses five-years-old and younger may be shown in either bit, hackamore or snaffle bit at the discretion of the exhibitor).

N. The judge may request additional work at his/her option.

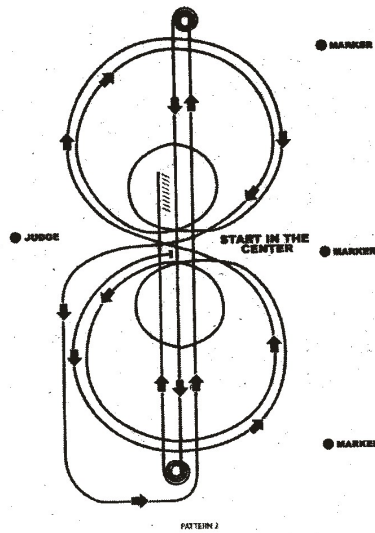


WORKING COW HORSE PATTERN 1



1. Start at end of arena. Run down middle past center marker to a sliding stop.
2. Back at least 10 feet to center. 1/4 turn to left.
3. Pick up right lead, large fast circle, small slow circle
4. Change leads to left, large fast circle, small slow circle.
5. Change leads to right, do not close circle.
6. Run around end of arena and down the side (approximately twenty feet from fence) past center marker and come to a sliding stop.
7. Complete 3 1/2 spins to the right.
8. Continue back down side and end of arena to other side (approximately twenty feet from fence) go past center marker and come to a sliding stop.
9. Complete 3 1/2 spins to the left.
10. Hesitate to complete pattern

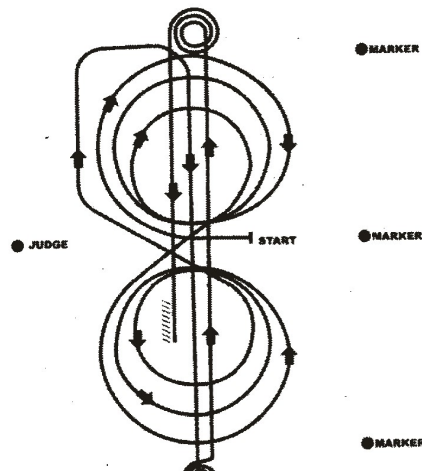
WORKING COW HORSE PATTERN 2



Trot to center of arena and stop. Start pattern facing toward judge.

1. Pick up left lead, complete three circles to the left. The first one large and fast the second small and slow, the third large and fast.
2. Change leads at center of arena.
3. Complete three circles to the right. The first one large and fast the second small and slow, the third large and fast
4. Change leads at center of arena.
5. Do not stop continue onto run downs
6. Run to far end past marker to a sliding stop. Hesitate
7. Complete 3 1/2 spins to left. Hesitate
8. Run to far end past marker to a sliding stop. Hesitate
9. Complete 3 1/2 spins to right. Hesitate
10. Run to far end past marker to a sliding stop. Hesitate
11. Back at least 10 feet in a straight line. Hesitate
12. Hesitate to complete pattern.

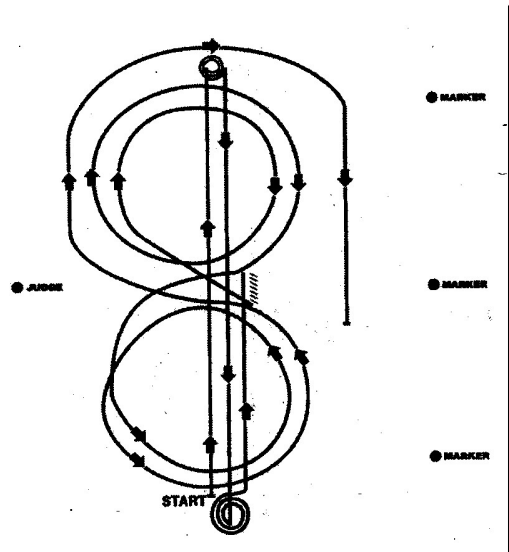
WORKING COW HORSE PATTERN 3



Trot to center of arena and stop. Start pattern facing toward judge.

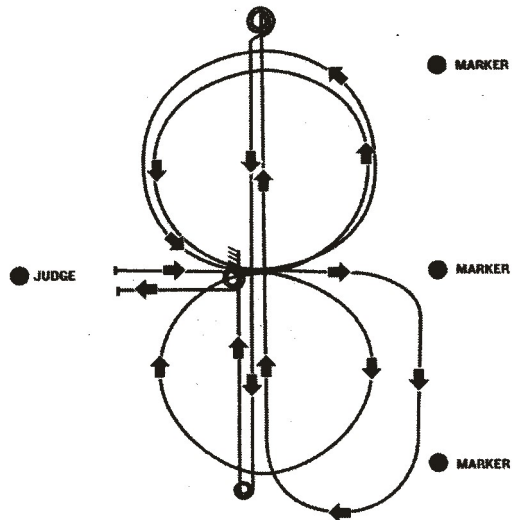
1. Begin on right lead, complete three circles to the right, the first two big fast circles followed by one small and slow circle, change to left lead.
2. Complete three circles to the left. the first two big fast circles followed by one small and slow circle. Change to right lead.
3. Continue loping around end of arena without breaking gait.
4. Run up center of arena to far end past end marker and come to a sliding stop.
5. Complete 2 ½ spins to the right.
6. Run up center of arena to far end past end marker and come to a sliding stop.
7. Complete 2 ½ spins to the left.
8. Run back to middle of arena past center marker and come to a sliding stop.
9. Back at least 10 feet in a straight line.
10. Hesitate to complete pattern.

WORKING COW HORSE PATTERN 4



1. Start at end of arena.
2. Run up center of arena past end marker and come to a sliding stop. Complete 2 ½ spins to the left.
3. Run to the other end of arena past the end marker and stop. Complete 2 ½ spins to the right.
4. Run past the center marker and stop.
5. Back at least 10 feet in a straight line.
6. Complete ¼ turn to the left, hesitate. Begin in right lead. Circle to the right. Complete two circles to the right, the first one small and slow and the second large and fast. Change leads at the center of the arena.
7. Complete one small slow circle and one large fast circle. Change leads to the right.
8. Run around the end of the arena to the other side, past the center marker, at least 20 feet from the fence and come to a sliding stop.
9. Hesitate to complete pattern.

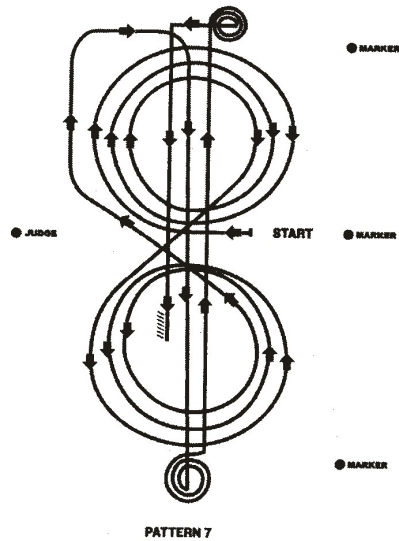
WORKING COW HORSE PATTERN 5



Trot to center of arena and stop. Start pattern facing away from judge.

1. Begin at center of arena, facing right wall or fence. Take a right lead and complete a circle to the right, away from the judge.
2. At the center of arena, change leads and do two circles to the left, of approximately the same size.
3. At the center of the arena change leads.
4. Continue loping to run down.
5. Do a square sliding stop. Hesitate
6. Do 2 ½ spins to the right.
7. Run full length of arena past end marker and do a square sliding stop. Hesitate
8. Do 2 ½ spins to the left.
9. Run past center marker of arena, do a square sliding stop. Hesitate.
10. Back at least 10 feet to center of arena.
11. Do 360-degree spin to left or right.
12. Do 360-degree spin opposite direction taken in #11
13. Hesitate to show completion of pattern.

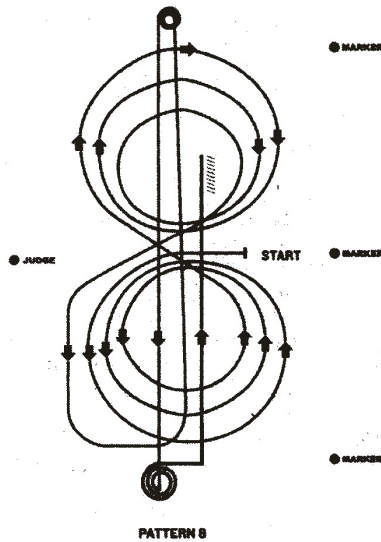
WORKING COW HORSE PATTERN 7



Trot to center and stop. Start pattern facing toward judge

1. Begin at center of Arena. Pick up right lead and complete three circles, the first big, fast the second small, slow, the third big, fast. Change leads to the left.
2. Complete three circles, the first big, fast the second small, slow, the third big, fast. Change leads to the right.
3. Continue loping around end of arena without breaking gait or changing leads.
4. Run down center of arena, past end marker and come to a sliding stop. Hesitate
5. Complete 2 ½ spins to the right.
6. Run down center of arena, past end marker and come to a sliding stop. Hesitate
7. Complete 2 ½ spins to the left.
8. Run past center marker and come to a sliding stop.
9. Back at least 10 feet.
- 10 Hesitate to complete pattern.

WORKING COW HORSE PATTERN 8



Trot to center of area and stop. Start Pattern facing towards judge

1. Beginning on the left lead complete three circles: two large, fast circles then one small slow circle. Change leads to the right.
2. Complete three circles: two large, fast circles then one small slow circle. Change leads to the left.
3. Continue around end of arena without breaking gait or changing leads, run down center of arena past end marker, come to a square sliding stop.
4. Complete 3 ½ spins to the left.
5. Run down center of arena, past end marker and come to a sliding stop.
6. Complete 3 ½ spins to the right.
7. Run down center of arena past center marker, come to a square sliding stop.
8. Back up at least 10 feet.
9. Hesitate to complete pattern.

OR-25H. CUTTING

- A. Eligibility. In IBHA approved Cutting, only IBHA registered horses may compete. No classes combined for open (non-registered IBHA) and registered IBHA horses will be approved for IBHA points. An IBHA approved cutting class may be held in conjunction with any cutting show provided the following requirements are met:

1. An IBHA approval form is submitted with required fee and within the time frame required by IBHA to approve show.
 2. The class applied for approval must be limited to IBHA registered horses.
 3. An IBHA judge (from the approved list) or an NCHA or CCHA approved judge must be the judge of the class.
 4. Class results are submitted to IBHA on approved result forms within the required time allowed to submit.
 5. Only the actual horse competing (judged for cutting) must be IBHA registered. Turn back horses and herd horses are not required to be IBHA registered.
- B. Class Rules.** NCHA or CCHA rules will be used in judging IBHA Cutting classes. All riders in the arena shall comply with the rules on dress, equipment, and conduct, and be limited to bonafide contestants and their helpers in the arena.
- C. National Cutting Horse Association.** The pertinent rules of the NCHA are available from: NCHA, 4704 Hwy 377 South ,Ft. Worth, TX 76116.
- D. Canadian Cutting Horse Association.** The pertinent rules of the CCHA are available from: CCHA, 14141 Fox Drive, Edmonton, Alberta, Canada T6H 4P3.

OR-26H. JUMPING

- A.** Open Jumping is offered only as an all-age class.
- B. Arena Arrangement:**
1. There will be a minimum of four (4) obstacles. The horse is to make a minimum of eight (8) jumps.
 2. A spread fence consisting of two or more elements is mandatory for at least one(1) jump.
 3. It is recommended the first obstacle be no more than minimum height.
 4. Optional jumps are:
 - a. Post and Rail (at least two(2))
 - b. Chicken Coop.
 - c. Stone Wall (simulated stone).
 - d. Triple Bar.
 - e. Brush Jump
 5. Both a starting line of twelve (12) feet in front of the first obstacle, and a finish line twenty-four (24) feet beyond the last obstacle must be indicated by markers at least twelve (12) feet apart at each end of the lines. Horses must start and finish by passing between markers.
 6. Obstacles (jumps), except within combinations, should be located a minimum distance of forty-eight (48) feet apart, size of arena permitting.
 7. Height of obstacles must be a minimum of forty-two inches (42") with a maximum of forty-eight inches (48") in first go-round.
- C.** Jump-offs will be held over the original course which may be altered as follows. In a jump-off, the sequence of obstacles may be in any order (i.e. 1, 3, 6, 7, 9) as long as the original direction is maintained. Only in the case of clean round ties for first place or for when points are involved, the height and spread of at least fifty percent (50%) of the obstacles shall be increased at least three inches (3") and not more than six inches (6") in height, and to a maximum spread of six feet (6'). In case of ties involving faults, rails shall not be raised. Courses may be shortened after the first

round, but no less than fifty percent (50%) of the original obstacles and must include one (1) vertical and one (1) spread jump. When a jump-off is required, the winner will be decided by time of the first jump-off only if faults are equal. If two (2) or more horses are disqualified in the timed jump-off, and are tied for a point, they are not to be rejumped, but shall flip a coin to break the tie.

- D. Time shall begin from the instant the horse's chest reaches the starting line until it reaches the finish line. Time shall be stopped while a knocked down jump is being replaced, this is from the moment the rider gets his mount in a position to retake the jump until the proper authority signals that the jump has been replaced. The rider is responsible for being ready to continue the course when the signal is given.
- E. Jumpers are scored on a mathematical basis and penalty faults which include knockdowns, disobediences and falls.
 - 1. Knockdown: An obstacle is considered knocked down and four (4) faults assessed, when a horse or rider, by contact:
 - a. Lowers any part thereof which establishes the height of the obstacles or the height of any element of a spread obstacle even when the falling part is arrested in its fall by any portion of the obstacle; or
 - b. Moves any part thereof which establishes the height of the obstacle so it rests on a different support from the one on which it was originally placed;
 - c. Knocks down an obstacle, standard wing, automatic timing equipment or other designated markers on start and finish lines.
 - d. If an obstacle falls after the horse leaves the ring, it shall not be considered a knockdown.
 - 2. Disobediences
 - a. Refusal: When a horse stops in front of an obstacle (whether or not the obstacle is knocked down or altered) it is a refusal unless the horse then immediately jumps the obstacle without backing one step. If horse takes one step backwards, it is a refusal.
 - 1. After a refusal, if horse is moved toward the obstacle but does not attempt to jump, it is considered another refusal.
 - 2. In the case of a refusal on an in-and-out jump, the horse must return to the start of the in-and-out sequence and rejump previous elements as well as following elements.
 - b. Run-out: A run-out occurs when the horse evades or passes the obstacle to be jumped; jumps an obstacle outside its limiting markers; or when the horse or rider knocks down a flag, standard, wing or other element limiting the obstacle (without obstacle being jumped).
 - c. Loss of forward movement: Failure to maintain trot, canter or gallop after crossing starting line, except when it is a refusal, a run-out or when due to uncontrollable circumstances, such as when an obstacle is being reset.
 - d. Unnecessary circling on course: Any form of circle or circles, whereby the horse crosses its original track between two (2) consecutive obstacles anywhere on course, except to retake obstacle after refusal or run-out.
 - e. First disobedience anywhere on course - 3 faults.
 - f. Second cumulative disobedience anywhere on course - 6 faults.

3. Elimination
 - a. Third cumulative disobedience anywhere on course.
 - b. Jumping an obstacle before it is reset, or without waiting for signal to proceed.
 - c. Starting before judges signal to proceed.
 - d. Failure to enter ring within one (1) minute of being called.
 - e. Failure to cross the starting line within one (1) minute after an audible signal to proceed.
 - f. Jumping an obstacle before crossing start line unless said obstacle is designated as a practice obstacle, or after crossing the finish line, whether forming part of the course or not.
 - g. Failure to complete course or off course.
 - h. Deliberately addressing an obstacle (penalized at any time the horse is in the ring).
 - i. Rider and/or horse leaving the arena before finishing the course (penalized at any time the horse is in the ring).
 - j. Fall of horse and/or rider.
4. In cases of broken equipment, the rider may either continue without penalty or stop and correct the difficulty, in which case a penalty of three (3) faults will be incurred. In case of loss of shoe, rider may either continue without penalty or be eliminated.
5. Time allowed may be used under the direction of show management, judge(s), and professional course designer. The time allowed to complete the course should be calculated from an actual measurement of the course's length (a minimum speed of 360 yards per minute). The length of the course must be announced or posted prior to the start of the class. The judge should ensure that the course has in fact been properly measured and the time allowed calculated according to the speed. After the first competitor has completed their round, the time allowed and the competitor's time should be announced. The use of a time allowed is optional in the first round.
 - a. The judge(s) may change the time allowed if they feel it is inaccurate, but only after consultation with the course designer. The time allowed may only be adjusted after the first competitor completes the round without a disobedience, and not later than following the third competitor to complete the course without a disobedience.
 - b. The time limit to complete the course is double the time allowed.
 - c. One-quarter (1/4) time fault is charged for each second or fraction thereof by which the time allowed is exceeded. Time faults awarded in a final jump-off are penalized one (1) fault for each commenced second over time allowed. Knockdown(s) occurring from a refusal will incur a six (6) second penalty. Any competitor whose time including penalty seconds exceeds the time limit is eliminated.

OR-28H. WORKING HUNTER

- A. A hunter course shall be any course which management deems a fair test of a hunter. Judges are responsible for correctness of each course after it has been set, and shall call the show committee's attention to any errors that would tend to result in an unfair, inappropriate or unsafe course.
- B. Course or Arena Arrangement. A minimum of four (4) obstacles are to be

used. The horse is to jump a minimum of eight (8) obstacles with one (1) change of direction mandatory. Types of obstacles, distance and heights are as follows:

1. Fences shall simulate obstacles found in the hunt field, such as natural looking post and rail, brush, walls, coops, and ascending oxers (not square). Triple bars and hog backs are prohibited. Striped poles are not recommended.
 2. The top element of all fences must be securely placed so that a slight rub will not cause a knockdown.
 3. Distance between fences is recommended to be in twelve foot (12') increments with the exception of some combinations: one (1) stride in and out, twenty-four (24) to twenty-six (26) feet; two (2) strides in and out, thirty-six (36) feet; three strides in and out, forty-eight (48) feet.
 4. Minimum height for junior horses and Youth Activity must be three feet (3') with a maximum height of three feet and three inches (3'3").
 5. Minimum height for senior horses must be a minimum of three feet three inches (3'3"), with a maximum height of three feet nine inches (3'9").
 6. Minimum heights for Open All Age Classes (combined junior and senior horses) must be a minimum of three feet one inches (3'1"), with a maximum height of three feet six inches (3'6").
 7. A variation of three (3) inches in fence height, lower than official heights listed above, may be instituted if show management and the official judge(s) feel circumstances warrant, i.e. footing, inclement weather, etc.
 8. The use of wings on all obstacles is recommended.
 9. Jump standards with hole heights at three (3) inch intervals with jump cups are recommended.
- C. Scoring. To be judged on manners, way of going and style of jumping. Horses shall be credited with maintaining an even hunting pace that covers the course with free flowing strides. Preference will be given to horses with correct jumping style that meet the fences squarely, jumping at the center of the fence. Scoring shall be on a basis of zero to one hundred (0-100), with approximate breakdown as follows:
1. 90-100 Excellent. Good mover that jumps the entire course with cadence, balance and style.
 2. 80-89 - Good. Jumps all fences reasonably well; an excellent performer that commits one (1) or two (2) minor faults.
 3. 70-79 Average. A fair mover that makes no serious faults, but lacks style, cadence and good balance of the scoper horses; the good performer that makes few minor faults.
 4. 60-69 Poor. Poor movers that make minor mistakes; or average movers that have one (1) or two (2) poor fences but no major faults or disobediences.
 5. 50-59 A horse that commits one (1) major fault such as a hind knockdown, refusal, trot, cross canter or drops a leg.
 6. 30-49 A horse that commits two (2) or more major faults, including front knockdowns or refusals, or jumps in a manner that otherwise endangers horse and/or rider.
 7. 10-29 A horse that avoids elimination but jumps in an unsafe and dangerous manner so as to preclude a higher score.
- D. Penalties. The following shall be penalties:

1. Unsafe jumping and bad form over fences whether touched or untouched, including twisting.
 2. Incorrect leads around ends of the course or cross-cantering.
 3. Excessive use of crop or whip.
 4. In and outs (one (1) or two (2) strides) shall be taken with the correct number of strides or be penalized.
 5. Any error that endangers the horse and/or rider, particularly refusals or knockdowns that shall be heavily penalized.
- E. Eliminations. The following shall be cause for elimination regardless of number of entries in the class:
1. A total of three (3) disobediences which can include any of the following: refusal, stop, run out, or extra circle.
 2. Jumping an obstacle before it is reset.
 3. Bolting from the arena.
 4. Off course.
 5. Deliberately addressing an obstacle.
 6. Fall of horse and/or rider. A fall is defined as a horse's shoulder and haunch on the same side touching the ground or touching the obstacle and the ground.
- F. General.
1. Circling once upon entering and/or exiting the ring is permissible.
 2. After jumping the last fence and prior to leaving the arena, the horse shall trot a small circle on a loose rein to demonstrate soundness.
 3. Horses shall not be requested to rejump the course.
 4. Manners to be emphasized in Youth Activity classes.
 5. When an obstacle is composed of several elements, any disturbance of these elements will be penalized; however only a reduction in height of the top element shall be considered a knockdown.
 6. When an obstacle requires two or more fences (in and out), faults committed at each obstacle are considered separately. In case of a refusal or run-out at one element, the entry may re-jump the previous elements for a jump of the complete obstacle.
 7. In cases of broken equipment, the rider may either continue without a penalty or stop and correct the difficulty in which case a penalty of three (3) faults will be incurred. In case of loss of shoe, the rider may either continue without penalty or be eliminated.
 8. The course must be posted one (1) hour before scheduled time of class.
 9. It is mandatory that a schooling area with at least one (1) practice jump or practice time in the arena be provided.
 - 10 Schooling over obstacles in the ring or over any part of an outside course is permitted only at the time designated by show management.

OR-29H.HUNT SEAT DISCIPLINED RAIL

- A. The Disciplined Rail - English Equipment class is a command class to show the ability of a highly trained hunter horse. Due to the level of training required to perform in a manner to exhibit the ability of the horses, it is suggested to offer separate Jr. Horse (horses five (5) years and under) and Sr. Horse (horses six (6) years and over) classes. Horses are to be shown in appropriate English equipment (refer to SR-11, Paragraph D) and attire (refer to SR-10, Paragraph B., D., and E.
- B. All horses shall enter the ring and be shown together with no individual

- work off except in the event of a tie. Should the number of entries warrant more than one (1) go-round to determine finalists, each go-round shall require the exact same sequence of work performed to determine finalists. In double judged shows, each judge has the option to determine his/her own finalists but the finalists of each judge shall be worked in the final go-round with no revealing of which finalist was determined by which judge. All finalists shall be considered and judged for awards.
- C. The class shall be judged or scored on the ability of the individual horse as being exhibited. The class shall not be scored as a "fault and out" class. The judge may vary the work order of a class but shall maintain the same order of work if more than one go-round is required to determine finalists. When a final go-round is being judged the order of work may be varied and additional work requested from the original go-rounds.
 - D. The class routine shall be to perform work on the rail and/or lineup and shall include, any of the following:
 - 1. A short walk, trot and/or canter. Either one or both ways of the rail.
 - 2. Flying change of leads either or each way of the ring.
 - 3. Counter canter - Start and travel on incorrect lead.
 - 4. Start a canter from a halt (stand-still).
 - 5. Collected stop and settle.
 - 6. Turn on forehand and/or hindquarters.
 - 7. A hand gallop of no more than twelve (12) horses at a time to be used only for finalists.
 - 8. Extended walk or trot at any time of the class.
 - 9. Additional work may be requested by the judge to include portions of above or variations of above, but in no way shall a horse and/or rider be overworked or made to perform unsafely in any manner.
 - E. This class is to be judged on performance, ability, response and attitude of the horse. The judge shall be positioned to view the complete arena by standing at one end or corner or out of the arena when possible to view as many entries as possible during the class. It is suggested, but not required, to have a judge announce the order of work to be performed during the class.

YR-00. YOUTH ACTIVITY RULES AND REGULATIONS

YR-01. YOUTH SHOW OR CLASS APPROVALS

- A. Refer to SR-00 of this Handbook

YR-02. YOUTH ELIGIBILITY

- A. Every exhibitor must possess a current IBHA youth activity membership card. Every owner must possess a valid youth activity, amateur membership or open membership card and present such card. Failure to produce such membership card or copy thereof will result in denial of entry. Card may be purchased at a show as per SR-09C.
- B. To obtain a current year Youth Membership card, a person must be eighteen (18) years of age or under. For Youths whose 19th birthday is prior to January 1, the membership card will expire on December 31. The age of the youth as of January 1 will be the age maintained the entire year. For example a youth who has a birthday in July and is eighteen (18) years of age on January 1 must show the entire year as a youth. Upon age of nineteen (19) years on any January 1, the person is no longer eligible for IBHA Youth Activity.
- C. Married persons, divorced persons, parents or parents to be, regardless of age, are not eligible for IBHA Youth Activity events or contests.
- D. No IBHA Youth member is allowed to show under a judge that is related to the youth as follows: mother, father, brother, sister, brother in law, sister in law, stepparent or grandparent. In addition a youth cannot show under a legal guardian, step brother, step sister, foster brother or foster sister residing in the same household.

YR-03. ELIGIBILITY OF HORSE

- A. Horses exhibited by the youth in Youth Activity events. Must be solely owned by the IBHA Youth Activity member or the youth member's father, mother, stepparent, sibling, half sibling, step sibling, grandparent, step grandparent, in-laws, aunt, uncle or legal guardian (as evidenced by court documents), or owned by the institution in which the contestant is enrolled as a ward. Separate legal entities, such as family corporations, trusts, or partnerships, are also authorized owners of the youth exhibitor's horse so long as all legal and equitable owners and beneficiaries of the legal entity are individuals specifically authorized by this rule. Such ownership must be evidenced by the records of IBHA and the registration certificate must show as owner, by proper endorsement of IBHA at the time the horse is entered in any Youth Activity class. Show management must inspect the original, or photocopy of, registration certificate for each horse entered in an approved class..
- B. "Owned" means, in addition to other legitimate methods of acquiring ownership, the bonafide legal ownership obtained for adequate consideration in reasonable relationship with actual market value of the horse. (For example, a five (\$5.00) dollar payment for a world championship quality horse does not meet the required character of required ownership for competition in IBHA's Youth Activity division.) Furthermore, should transfer of ownership records reveal the resale of a horse to the immediate previous owner, upon completion of youth competition, documentation may be requested to substantiate legitimate method of acquiring ownership.
- C. Horses under lease are allowed to show in IBHA Youth Activity classes if

eligible under AQHA rules.

- D. All stallions, regardless of age, are prohibited in all IBHA Youth Activity events.

YR-04. REQUIRED AGE DIVISIONS

- A. It is recommended that, where there are large classes, the classes be divided into age groups to provide more equal competition. Dividing for age groups can only be made at a show if the age divisions chosen for the class warrant at least one point for the age division. Age groups may be combined at a show, at the direction of the judge/judges and show management with the unanimous consent of all exhibitors involved in the class only if there are two (2) or less entries in one or both age divisions to be combined.
- B. If there is to be one class, undivided for age, the age group will be eighteen (18) years of age and under.
- C. If there is to be a youth class for two (2) age divisions of that class, the age divisions must be as follows:
 - 1. 13 years and under
 - 2. 14 years through 18 years of age.
- D. If there is to be a youth class for three (3) age divisions of that class, the age divisions must be as follows:
 - 1. 11 years and under.
 - 2. 12 years through 14 years of age.
 - 3. 15 years through 18 years of age.
- E. In no instances may a youth exhibit more than once in any Youth Activity class. Should there be a division of ages for a class, as described in Par's C and D above, two or three youth contestants from the same family may use the same qualified horse, but only once in each age division of the class. Example would be an eleven (11) year old youth to ride in a "13 and under" class and that youth's fifteen (15) year old brother to ride the same horse in a "14 through 18 YR" division of that same class

YR-05. YOUTH ACTIVITY AWARDS

- A. Competitive Unit. A competitive unit shall consist of one youth and one eligible horse as described in section YR-04. Points and awards shall be credited to and earned by the unit.
- B. Upon earning the required points, as defined in each award description herein, IBHA will give the following Youth Activity Awards:
 - 1. Youth Register of Merit (R.O.M.) for each approved event.
 - 2. Youth Champion
 - 3. Youth Supreme Champion
 - 4. Youth Superior Event
 - 5. Youth Honor Roll Award for each approved event. IBHA reserves the right to issue any IBHA Youth World Champion or Youth Reserve World Champion titles and any other awards as approved by the IBHA Executive Committee.
- C. Youth Register of Merit (R.O.M.) The purpose of a Youth R.O.M. is to establish a record of performance and achievement in an event and to credit a youth competitive unit (one youth and one horse) for such performance. Effective January 1, 1996, the requirement to earn a Youth R.O.M. in any offered youth event (class) shall be a total of fifteen (15)

- points in one event and must be earned at a minimum of 5 shows under 5 different judges. Points may be accrued in more than one year. Youth activity points earned prior to January 1, 1996 shall not count toward the revised R.O.M. to be awarded on the competitive unit basis.
- D. Youth Champion.** Effective January 1, 1996, the title of Youth Champion shall be issued on a competitive unit basis to include one youth, one horse and such title or term is reserved by IBHA for its express use to be awarded to a youth competitive unit that meets the following requirements; A total of 35 or more youth activity points are accumulated and that:
1. The points have been earned in five (5) or more shows under five (5) or more different judges.
 2. At least ten (10) points have been earned in Y.A. Halter.
 3. At least ten (10) points have been earned in Y.A. Showmanship .
 4. At least fifteen (15) points have been earned in Y.A. performance under saddle classes. Performance points may be a combination of any Y.A. performance classes.
- E. Youth Supreme Champion** Effective January 1, 1996, the title of Youth Supreme Champion shall be issued on a competitive unit basis and such title or term is reserved by IBHA for its express use to be awarded to a youth competitive unit that meets the following requirements: A total of ninety (90) or more Youth Activity points are accumulated after January 1, 1996 and that:
1. The points have been earned in five (5) or more shows under five (5) or more different judges.
 2. At least ten (10) points have been earned in Y.A. halter.
 3. At least twenty (20) points have been earned in Y.A. Showmanship (Western or English).
 4. At least sixty (60) points have been earned in performance under saddle classes. Such 60 performance points must be a minimum of thirty (30) points in each of the following categories:
 - a. Category I. This category shall include any combination of points in the following events: Western Pleasure; Hunter Under Saddle; Western Trail; Hunt Seat Trail; Western Horsemanship; Hunt Seat Equitation; Disciplined Rail Western and/or Hunt Seat; Working Hunter; and Hunter Hack.
 - b. Category II. This category shall include any combination of points in the following events: Reining; Western Riding; Tie Down Roping, Dally Team Roping-Heading, Dally Team Roping-Heeling, Cutting, Working Cow Horse, Breakaway Roping, Barrel Racing; and Pole Bending.
- F. Youth Superior Event.** Effective January 1, 1996, the title of "IBHA" Youth Superior (event) will be awarded to the Youth competitive unit that has earned ninety (90) or more points in any one Youth Activity point earning event. No Youth Activity points earned prior to January 1, 1996 will count toward this title. The number of shows and judges has no effect on this title. Points may accumulate in more than one year.
- G. Youth Honor Roll.** The Youth Honor Roll titles shall be given on a yearly basis to the highest point earning youth in each Y.A. event, as listed herein.
- H. A Reserve Honor Roll title** will be given to the second highest point earning youth in each Y.A. event. No third (3rd) place or lower will be awarded titles although, once points are tabulated and published, a youth

may advertise as being Third High Point, etc., in the event.

- I. Honor Roll All-Around Youth Titles. IBHA shall award the titles of Honor Roll All Around Youth and Reserve Honor Roll All-Around Youth to the first and second highest point youths, based on the competitive unit, in the calendar year providing a minimum of fifteen (15) Youth Showmanship (Western &/or English) points and 15 Youth Performance (any youth activity event) points are earned. When those minimum points are earned, all youth activity points including youth activity halter, youth activity showmanship and youth activity performance class points will be added to determine the total for placings. In case of a tie in total points, a co-award for the Honor Roll All Around Youth will be given with no Reserve Award.

YR-06 TITLES AND ANNOUNCEMENT

- A. All IBHA Youth Activity titles and awards will reflect the name of the youth and horse that constitutes one competitive unit. Points earned by a competitive unit cannot be transferred.
- B. No member will advertise, as achieving any IBHA title or awards, prior to officially being notified by IBHA of the achievement. Violation of this rule is cause for IBHA disciplinary action to be taken against the youth and/or parent.

YR-07 YOUTH ACTIVITY POINTS

- A. See SR-18

YR-08 YOUTH IRREGULARITIES

- A. Unsportsmanlike Conduct. When a youth is guilty of unsportsmanlike conduct or is in violation of any rules published within this handbook, appropriate action will be exercised, for disciplinary action and/or suspension, as stated for such conduct or violation within this handbook.
- B. Safety. A judge may not ask a youth exhibitor to change horses with another exhibitor in any youth event. All other rules for safety within this handbook shall pertain to youth events.
- C. Errors. Exhibitors are responsible for errors on entry forms pertaining to any and all IBHA events.

YR-09 YOUTH ACTIVITY CLASSES

- A. The following classes are the IBHA Youth Activity Classes approved for Youth Activity points. The numbers preceding the classes are the identification numbers of the classes as listed for show approvals and in coming events as published in the official IBHA publication:
 - 1Y. Y.A. Halter Mares & Halter Geldings
 - 1. All Ages
 - 2. 2 yrs & Under & 3 Yrs & Over
 - 3Y. Y.A. Showmanship - Western
 - 3YE. Y.A. Showmanship - English
 - 11Y. Y.A. Western Pleasure
 - 12Y. Y.A. Hunter Under Saddle
 - 13Y. Y.A. Hunter Hack
 - 14Y. Y.A. Western Disciplined Rail
 - 15Y. Y.A. Western Trail
 - 16Y. Y.A. Hunt Seat Trail
 - 17Y. Y.A. Reining

- 18Y. Y.A. Western Riding
- 19Y. Y.A. Barrel Racing
- 20Y. Y.A. Pole Bending
- 21Y. Y.A. Tie Down Roping
- 22Y. Y.A. Dally Team Roping-Heading
- 23Y. Y.A. Dally Team Roping-Heeling
- 24Y. Y.A. Working Cow Horse
- 25Y. Y.A. Cutting
- 27Y. Y.A. Western Horsemanship
- 28Y. Y.A. Hunt Seat Equitation
- 29Y. Y.A. Hunt Seat Disciplined Rail
- 30Y. Y.A. Working Hunter
- 1YR. Y. A. Ranch Conformation
- 11YR. Y. A. Ranch Horse Pleasure
- 15YR. Y.A. Ranch Trail
- 18YR. Y.A. Ranch Riding

- B.** When applying for age divisions as defined in section YR-04, PAR'S C & D, such age divisions are to be designated on the show approval form (i.e. 13 years and under or 14 to 18 years, etc.)

YR-10 YOUTH ACTIVITY CLASS RULES

- A.** In all Youth Activity classes, the exhibitor is to properly display the entry number for visibility of the judge. Numbers should be on the back or if on the saddle pad, displayed on both sides. Failure to enter the class with an entry number displayed is cause for disqualification.

YR-01Y YOUTH HALTER CLASSES

- A.** When Youth Activity Halter is offered at a show, both classes Y.A. Mares and Y.A. Geldings are to be offered.
1. Classes may be
 - a. All Age
 - b. 3 years old and over and 2 years old and under.
 2. There is no Grand Champion class for Y.A. halter classes.
 3. Refer to OR-01 for judging procedures.

YR-03Y & YR-03YE SHOWMANSHIP AT HALTER

A. There may be both a Western and an English Showmanship class offered at a show and a youth may show in both when they are offered. At no time may a Western and English Showmanship class be combined. If only one Showmanship class is offered it is to be a Western Showmanship class. Western attire and equipment is required for the Western class and Hunt Seat attire and equipment is required for the English class. English bridles are to be used only in the English Showmanship class. Notwithstanding the above, an English bridle is mandatory on horses two years old and older, and a plain leather halter is required on weanling and yearling horses

1. Showmanship classes are to be judged strictly on the exhibitor's ability to fit and show a horse at halter. The horse is merely a prop to demonstrate the ability and preparation of the exhibitor. The ideal showmanship performance consist of a poised, confident neatly attired exhibitor leading a well groomed and conditioned horse that quickly and efficiently performs the requested pattern with promptness, smoothness and precision. The

showmanship class is not another halter class and should not be judged as such.

2. It is mandatory that the judge post any pattern(s) to be worked at least one hour prior to the commencement of the class; however, if the judge requires additional work of exhibitors for consideration of final placing, the finals pattern may be posted. Pattern (s) should be designed to test the showman's ability to effectively present a horse up squarely for inspection sometime during the class.

3. Class Procedures:

All exhibitors may enter the ring and then work individually or each exhibitor may be worked from the gate individually. When exhibitors are worked individually from the gate, a working order is required. The following maneuvers are considered acceptable: lead the horse at a walk, jog, trot or extended trot, or back in a straight or curved line, or a combination of straight and curved lines; stop; and turn 90 (1/4), 180 (1/2), 270 (3/4), 360 (full turn) degrees or any combination or multiple of these turns. The pullturn is an unacceptable maneuver. The judge must have exhibitors set the horse up squarely for inspection sometime during the class.

4. Scoring:

Exhibitors are to be scored from 0 to 100 with 70 denoting an average score. One-half point increments are acceptable. The individual maneuvers are scored in 1/2 point increments from a low of -3 to a high of +3 with a score of 0 denoting a maneuver that is correct with no degree of difficulty. A final score of 0 to +5 will be given for overall form and effectiveness at the completion of each run. Form and Effectiveness break down: **5= Excellent; 4 = Very Good; 3-2 = Good; 1-0 = Average**

A. Overall Presentation of Exhibitor and Horse.

The exhibitor's overall poise, confidence, appearance and position throughout the class, and the physical appearance of the horse will be evaluated.

1. Presentation and Position of Exhibitor.

Appropriate western attire must be worn; clothes and person are to be neat and clean. The use of any type of artificial aid including, but not limited to lighters, hay, dirt, sharp pins, magnetic device, etc. will result in a disqualification.

a. Exhibitors should be poised, confident, courteous and genuinely sportsmanlike at all times, quickly recognizing and correcting faults in the positioning of the horse. The exhibitor should continue showing the horse until the class has been placed or they have been excused, unless otherwise instructed by the judge. The exhibitor should appear business-like, stand and move in a straight, natural and upright manner, and avoid excessive, unnatural or animated body positions.

b. The exhibitor must lead on the horse's left side holding the lead shank in the right hand near the halter with the tail of the lead loosely coiled in the left hand unless requested by the judge to show the horse's teeth. It is preferable that the exhibitor's hand not be on the snap or chain portion of the lead continuously. The

excess lead should never be tightly coiled, rolled or folded. When leading, the exhibitor should be positioned between the eye and the mid-point of the horse's neck, referred to as the leading position.

c. Both arms should be bent at the elbow with the elbows held close to the exhibitor's side and the forearms held in a natural position. Height of the arms may vary depending on the size of the horse and exhibitor, but the arms should never be held straight out with the elbows locked.

d. The position of the exhibitor when executing a turn to the right is the same as the leading position except that the exhibitor should turn and face toward the horse's head and have the horse move away from them to the right.

e. When executing a back, the exhibitor should turn from the leading position to face toward the rear of the horse with the right hand extended in front of the exhibitor's chest still maintaining slight bend in the elbow and walk forward. The ideal position is for the exhibitor's left shoulder to be in alignment with the horse's left front leg.

f. When setting the horse up for inspection, the exhibitor should stand angled toward the horse in a position between the horse's eye and muzzle, and should never leave the head of the horse. The exhibitor is required to use the Quarter Method when presenting the horse. The exhibitor should maintain a position that is safe for themselves and the judge. The position of the exhibitor should not obstruct the judge's view of the horse and should allow the exhibitor to maintain awareness of the judge's position at all times. The exhibitor should not crowd other exhibitors when setting up side-by-side or head-to-tail. When moving around the horse, the exhibitor should change sides in front of the horse with minimal steps and should assume the same position on the right side of the horse that they had on the left side.

g. Leading, backing, turning and initiating the set-up should be performed from the left side of the horse. At no time should the exhibitor ever stand directly in front of the horse. The exhibitor should not touch the horse with their hands or feet, or visibly cue the horse by pointing their feet at the horse during the set-up.

2. Presentation of Horse. The horse's body condition and overall fitness should be assessed. The hair coat should be clean, well-brushed and in good condition. The mane, tail, forelock and wither tuft may not contain ornaments (ribbons, bows, etc.), but may be braided or banded for English or Western. The length of mane and tail may vary, as long as they are neat, clean and free of tangles. The mane should be even in

length or may be roached, but the forelock and tuft over the withers must be left. The bridle path, eyebrows, and long hair on the head and legs may be clipped, except where government regulations prohibit. Hooves should be properly trimmed and if shod, the shoes should fit correctly and clinches should be neat. Hooves must be clean and may be painted black or with hoof dressings, or shown naturally. Tack should fit properly and be neat, clean and in good repair.

a. Performance. The exhibitor should perform the work accurately, precisely, smoothly, and with a reasonable amount of speed. Increasing speed of the work increases the degree of difficulty, however, accuracy and precision should not be sacrificed for speed. The horse should lead, stop, back, turn and set up willingly, briskly and readily with minimal visible or audible cueing. Severe disobedience will not result in a disqualification but should be penalized severely, and the exhibitor should not place above an exhibitor that completes the pattern correctly. Excessive schooling or training, willful abuse, loss of control of the horse by the exhibitor, failure to follow prescribed pattern, knocking over or working on the wrong side of the cones shall be cause for disqualification.

b. The horse should be led directly to and away from the judge in a straight or curved line and track briskly and freely at the prescribed gait as instructed. The horse's head and neck should be straight and in line with the body.

c. The stop should be straight, prompt, smooth and responsive with the horse's body remaining straight.

d. The horse should back up readily with the head, neck and body aligned in a straight or curved line as instructed.

e. On turns of greater than 90 degrees, the ideal turn consists of the horse pivoting on the right hind leg while stepping across and in front of the right front leg with the left front leg. An exhibitor should not be penalized if their horse performs a pivot on the left hind leg, but an exhibitor whose horse performs the pivot correctly should receive more credit.

f. A pull turn to the left is an unacceptable maneuver.

g. The horse should be set up quickly with the feet squarely underneath the body. The exhibitor does not have to reset a horse that stops square.

B. FAULTS.

Faults can be classified as **minor, major or severe**. The judge will determine the appropriate classification of a fault based upon the degree and/or frequency of the infraction.

1. **Minor** Faults, that have a deduction of **3 points**, include:

- Break of gait at walk or trot for up to two strides

- Over or under turning up to 1/8 of a turn
- Ticking or hitting cone
- Sliding a pivot foot
- Lifting a pivot foot during a pivot or set-up and replacing it in the

same place

2. Major Faults that have a deduction of **5 points**, include:

- Not performing the gait or not stopping within 10 feet of designated area
- Break of gait at walk or trot for more than 2 strides
- Splitting the cone (Cone between the horse and handler)
- Horse stepping out of or moving the hind end significantly during a pivot or turn
- Horse stepping out of set-up after presentation
- Over/under turning 1/8 to 1/4 turn
- Resting a foot or hipshot in a setup

3. Severe Faults have a deduction of **10 points**. Severe faults avoid disqualification but should be placed below other exhibitors that do not incur a severe fault. They include:

- Exhibitor is not in the required position during inspection
- Exhibitor touching the horse or kicking or pointing their feet at the horse's feet during the set-up
- Standing directly in front of the horse • Loss of lead shank, holding chain or two hands on shank
- Severe disobedience including rearing or pawing; horse continually circling exhibitor

4. Disqualifications (Should not be placed) include:

- Loss of control of horse that endangers exhibitor, other horses, or judge
- Horse becomes separated from exhibitor
- Failure to display correct number
- Willful abuse
- Never performing specific gait
- Excessive schooling or training; use of artificial aids
- Knocking over the cone or going off pattern
- Illegal equipment
- Over or under turning by more than 1/4 turn

C. FINAL SCORING shall be on a basis of 0-100, with an approximate breakdown as follows:

90-100 Excellent showmanship, including body position and presentation of horse. Completes pattern accurately, quickly, smoothly and precisely; demonstrates a high level of professionalism.

80-89 Very good performance in execution of the pattern as well as correct showmanship and presentation of horse. Excellent showman that commits a major fault.

70-79 Good pattern execution and average showmanship; lacking adequate style and professional presentation to merit elevating to the next scoring range. A very good showman that commits a major fault or an excellent showman that commits a severe fault.

60-69 Fair pattern that lacks quickness or precision. Horse with consistently unwilling attitude or handler with obvious position and/or presentation faults that prevents effective showmanship. A good showman that commits one major fault in the performance of the pattern. A very good showman that commits a severe fault.

Less than 59 Good showman that commits one severe or multiple major and/or minor faults; excellent or very good showman that commits multiple, and/or combination of, severe, major or minor faults in the performance or presentation or position of exhibitor that precludes effective communication with the horse.

YR-11Y. Y.A. WESTERN PLEASURE

For rules governing the Western Pleasure classes refer to rule OR-11 in this handbook.

YR-12Y.Y.A. HUNTER UNDER SADDLE

For rules governing the Hunter Under Saddle classes refer to rule OR-12 in this handbook.

YR-13Y. Y.A. HUNTER HACK

For rules governing the Hunter Hack classes refer to rule OR-13 in this handbook.

YR-14Y. Y.A. WESTERN DISCIPLINED RAIL

For rules governing the Disciplined Rail Western classes refer to rule OR-14 in this handbook.

YR-15Y. Y.A. WESTERN TRAIL

For rules governing the Western Trail classes refer to rule OR-15/16 in this handbook.

YR-16Y. Y.A. Hunt Seat Trail

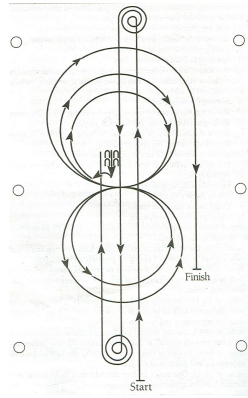
For rules governing the Hunt Seat Trail classes refer to rule OR-15/16 in this handbook.

YR-17Y. Y.A. REINING

A. Patterns: All IBHA youth reining classes will use either reining patterns YA-1 or YA-2.

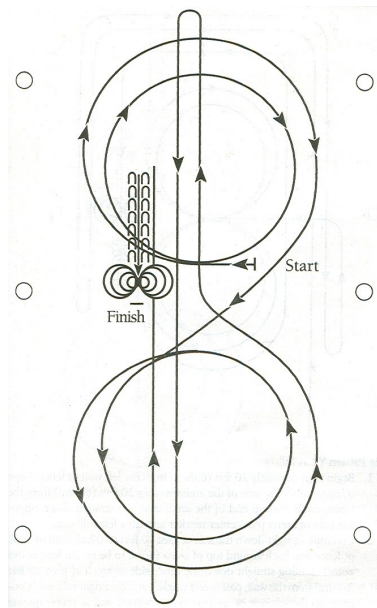
B. For all other rules governing the Reining classes refer to OR-17 in this handbook.

REINING PATTERN YA-1



1. Run to the far end of the arena, stop and do two and one half ($2\frac{1}{2}$) spins to the left.
2. Run to the opposite end of the arena, stop and do two and one half ($2\frac{1}{2}$) spins to the right.
3. Run past the center of the pattern, and do a sliding stop, no hesitation back over slide tracks to center, hesitate. Make a one fourth ($\frac{1}{4}$) pivot to face the left wall, hesitate.
4. Begin right lead and make two (2) circles to the right: the first circle small slow, the second circle large and fast. Change leads at the center of the arena.
5. Make two (2) circles to the left the first circle small slow, the second circle large and fast. Change leads at the center of the arena.
6. Begin a large fast circle to the right. Do not close this circle, but run straight down the side past the center, do a sliding stop. Stop at least twenty feet from the wall or fence. Hesitate to demonstrate completion of the pattern.
7. Rider may dismount and drop bridle to the designated judge.

REINING PATTERN YA-2



1. Begin at center of arena. Complete two (2) circles to the right: the first circle small slow, the second circle large and fast. Change leads at the center of the arena.
2. Complete two (2) circles to the left, the first circle small and slow, the second circle large and fast. Change leads at the center of the arena.
3. Run at to the far end of the arena, past the end marker and do a left rollback, no hesitation.
4. Run to the opposite end of the arena past the end marker and do a right rollback, no hesitation.
5. Run past the center of the pattern and do a sliding stop, no hesitation back to center of arena. Hesitate.
6. Complete four (4) spins to the right.
7. Complete four (4) spins to the left. Hesitate to demonstrate the completion of the pattern.
8. Rider may dismount and drop bridle to the designated judge.

YR-18Y. Y.A. WESTERN RIDING

For rules governing the Western Riding classes refer to rule OR-18 in this handbook.

YR-19Y. Y.A. BARREL RACING

For rules governing the Barrel Racing classes refer to rule OR-19 in this handbook.

YR-20Y. Y.A. POLE BENDING

For rules governing the Pole Bending classes refer to rule OR-20 in this handbook.

YR-21Y Y.A. TIE DOWN ROPING

For rules governing the Tie Down Roping classes refer to rule OR-21 in this handbook

YR-22Y Y.A. DALLY TEAM ROPING-HEADING

For rules governing the Dally Team Roping - Heading classes refer to rule OR-22 in this handbook

YR-23Y Y.A. DALLY TEAM ROPING-HEELING

A. The youth being judged may be assisted by any youth, amateur or adult or non contestant.

For rules governing the Dally Team Roping - Heeling classes refer to rule OR-23 in this handbook

YR-24Y Y.A. WORKING COW HORSE

For rules governing the Working Cow class refer to rule OR-24 in this handbook

YR-25Y Y.A. CUTTING

For rules governing the Cutting classes refer to rule OR-25 in this handbook

YR-27Y. Y.A. WESTERN HORSEMANSHIP

A. The western horsemanship class is designed to evaluate the rider's ability to execute, in concert with their horse, a set of maneuvers prescribed by the judge with precision and smoothness while exhibiting poise and confidence, and maintaining a balanced, functional and fundamentally correct body position. The ideal horsemanship pattern is extremely precise with the rider and horse working in complete unison, executing each maneuver with subtle aids and cues. The horse's head and neck should be carried in a relaxed, natural position, with the poll level with or slightly above the withers. The head should not be carried behind the vertical, giving the appearance of intimidation, or be excessively nosed out, giving a resistant appearance

B. It is mandatory that the judge post any pattern(s) to be worked at least one hour prior to the commencement of the class; however, if the judge requires additional work of exhibitors for consideration of final placing, the pattern may be posted. Pattern(s) should be designed to test the horseman's ability. All ties will be broken at the judges discretion.

C. Class Procedures:

All exhibitors must enter the ring and then work individually, or each exhibitor may be worked from the gate individually. When exhibitors are worked individually from the gate, a working order is required. Exhibitors should be instructed to either leave the arena, fall into line, or fall into place on the rail after their work. Only finalists may be asked to work the rail at all three gaits in one direction of the arena. The following maneuvers are acceptable in a pattern: walk, jog, trot, extended trot, lope or extended lope in a straight line, curved line, serpentine, circle or figure 8, or combination of these gaits and maneuvers; stop; back in a straight or

curved line; turn or pivot, including spins and rollbacks on the haunches and or on the forehand; sidepass, two-track or leg yield; flying or simple change of lead; counter-canter; or any other maneuver; or ride without stirrups. A back should be asked for at some time during the class. Judges should not ask exhibitors to mount or dismount.

D. SCORING:

Exhibitors are to be scored from 0 to 100 with 70 denoting an average score. It is suggested a minimum score of 50 be administered except for disqualifications. One-half point increments are acceptable. The individual maneuvers are scored in ½ point increments from a low of -3 to a high of +3 with a score of 0 denoting a maneuver that is correct with no degree of difficulty. A final score of 0 to +5 will be given for overall form and effectiveness at the completion of each run. Form and Effectiveness break down: **5= Excellent; 4 = Very Good; 3-2 = Good; 1-0 = Average**

1.Overall Presentation of Exhibitor and Horse. The exhibitor's overall poise, confidence, appearance and position throughout the class as well as the physical appearance of the horse will be evaluated.

2.Presentation and Position of Exhibitor. Appropriate western attire must be worn. Clothes and person are to be neat and clean. The use of any type of artificial aid or magnetic device will result in disqualification.

a. The exhibitor should appear natural in the seat and ride with a balanced, functional and correct position regardless of the maneuver or gait being performed. During the rail work and pattern, the exhibitor should have strong, secure and proper position. Exhibitors should sit and maintain an upright position with the upper body at all gaits.

b. The rider should sit in the center of the saddle and the horse's back with the legs hanging to form a straight line from the ear, through the center of the shoulder and hip, touching the back of the heel or through the ankle. The heels should be lower than the toes, with a slight bend in the knee and the lower leg should be directly under the knee. The rider's back should be flat, relaxed and supple. An overly stiff and/or overly arched lower back will be penalized. The shoulders should be back, level and square. The rider's base of support should maintain secure contact with the saddle from the seat to the inner thigh. Light contact should be maintained with the saddle and horse from the knee to mid-calf. The knee should point forward and remain closed with no space between the exhibitor's knee and the saddle. The exhibitor will be penalized for positioning the legs excessively behind or forward of the vertical position. Regardless of the type of stirrup, the feet may be placed home in the stirrup, with the boot heel touching the stirrup, or may be placed with the ball of the foot in the center of the stirrup. The rider's toes should be pointing straight ahead or slightly turned out with the ankles straight or slightly broken in. Riding with toes only in the stirrup will be penalized. Those exhibitors that can maintain the proper position throughout all maneuvers should receive more credit. When riding without stirrups, the exhibitor should maintain the same position as previously described. Both hands and arms should be held in a relaxed, easy manner, with the upper arm in a straight line with the body. The arm holding the reins should be bent at the elbow forming a line from the elbow to the horse's mouth. The free hand and arm may be carried bent at the elbow in a similar

position as the hand holding the reins or straight down at the rider's side. Excessive pumping of the free arm as well as excessive stiffness will be penalized. The rider's wrist is to be kept straight and relaxed, with the hand held at about 30 to 45 degrees inside the vertical. The rein hand should be carried immediately above or slightly in front of the saddle horn. The reins should be adjusted so that the rider has light contact with the horse's mouth, and at no time shall reins require more than a slight hand movement to control the horse. Excessively tight or loose reins will be penalized.

- c. The rider's head should be held with the chin level and the eyes forward, and may be directed slightly toward the direction of travel. Excessive turning of the head to the inside of the circle, or down at the horse's head or shoulder will be penalized.
- d. . The exhibitor should not crowd the exhibitor next to or in front of them when working on the rail and should pass to the inside of the arena. When reversing on the rail, the exhibitor should always reverse to the inside of the arena.

3 Presentation of Horse. The horse's body condition and overall health and fitness should be assessed. The horse should appear fit and carry weight appropriate for the body size. A horse which appears sullen, dull, lethargic, emaciated, drawn or overly tired should be penalized according to severity. Tack should fit the horse properly and be neat, clean and in good repair.

- a. Performance. The exhibitor should perform the work accurately, precisely, smoothly, and with a reasonable amount of promptness. Increasing speed of the maneuvers performed increases the degree of difficulty; however, accuracy and precision should not be sacrificed for speed. Exhibitors that perform the pattern sluggishly and allow their horse to move without adequate impulsion, collection or cadence will be penalized.
- b. The horse should perform all maneuvers in the pattern willingly, briskly and readily with minimal visible or audible cueing. Severe disobedience will not result in a disqualification, but should be severely penalized, and the exhibitor should not place above an exhibitor that completes the pattern correctly. Failure to follow the prescribed pattern, knocking over or working on the wrong side of the cones, excessive schooling or training, or willful abuse by the exhibitor is cause for disqualification.
- c. The horse should track straight, freely and at the proper cadence for the prescribed gait. Transitions should be smooth and prompt in the pattern and on the rail, and should be performed when called for on the rail. The horse's head and neck should be straight and in line with their body while performing straight lines and slightly arched to the inside on curved lines or circles. Circles should be round and performed at the appropriate speed, size and location as requested in the pattern. The counter-canter should be

- performed smoothly with no change in cadence or stride unless specified in the pattern. SHW436.3 The stop should be straight, square, prompt, smooth and responsive with the horse maintaining a straight body position throughout the maneuver. The back should be smooth and responsive.
- d. Turns should be smooth and continuous. When performing a turn on the haunches, the horse should pivot on the inside hind leg and step across with the front legs. A rollback is a stop and 180 degree turn over the hocks with no hesitation. Backing during turns will be penalized severely.
 - e. The horse should step across with the front and hind legs when performing the side pass, leg-yield and two track. The side pass should be performed with the horse keeping the body straight while moving directly lateral in the specified direction. When performing a leg- yield, the horse should move forward and lateral in a diagonal direction with the horse's body arced opposite to the direction that the horse is moving. In the two-track, the horse should move forward and lateral in a diagonal direction with the horse's body held straight or bent in the direction the horse is moving.
 - f. A simple or flying change of lead should be executed precisely in the specified number of strides and/or at the designated location. A simple change of lead is performed by breaking to a walk or trot for one to three strides. Flying changes should be simultaneous front and rear. All changes should be smooth and timely. SHW436.7 Position of the exhibitor and performance of the horse and rider on the rail must be considered in the final placing.

4. Faults

Faults can be classified as minor, major or severe. The judge will determine the appropriate classification of a fault based upon the degree and/or frequency of the infraction. An exhibitor that incurs a severe fault avoids elimination, but should be placed below all other exhibitors that complete the pattern correctly.

a. Minor faults - Deduction of 3 points:

- i. Break of gait at walk or jog/trot up to 2 strides
- ii. Over/under turn from 1/8 to 1/4
- iii. Tick or hit of cone
- iv. Obviously looking down to check leads

b. Major faults - Deduction of 5 points

- i. Not performing the specific gait or not stopping when called for in the pattern within 10 feet (3 meters) of designated area
- ii. Incorrect lead or break of gait (except when correcting an incorrect lead) at the lope.
- iii. Break of gait at walk, jog or trot for more than two strides

- iv. Loss of stirrup Head carried too low and/or clearly behind the vertical while the horse is in motion, showing the appearance of intimidation
- c. **Severe** Faults - Deduction of **10 points** (avoids disqualification but should be placed below other exhibitors who do not incur a severe fault) include:
 - i. Loss of rein Use of either hand to instill fear or praise while on pattern or during rail work
 - ii. Holding saddle with either hand
 - iii. Cueing with the end of the romal
 - iv. Blatant disobedience including kicking, pawing, bucking and rearing
 - v. Spurring in front of the cinch
- d. **Disqualifications** (should not be placed) include:
 - i. Failure to display correct number
 - ii. Abuse of horse or schooling
 - iii. Fall by horse or rider
 - iv. Illegal equipment or illegal use of hands on reins
 - v. Use of prohibited equipment
 - vi. Off pattern, including: knocking over cone or wrong side of cone or marker; never performing designated gait or lead; over or under turning more than 1/4 turn
- e. Faults scored according to severity, which will be cause for disqualification, include: Head carried too low and/or clearly behind the vertical excessively and consistently while the horse is in motion, or otherwise showing the appearance of intimidation.
- f. ROOKIE/LEVEL 1 Classes Only: Exhibitors going off pattern, knocking over or on wrong side of cone, never performing specified gait, or lead or overturning more than 1/4 turn than designated, shall not be disqualified, but must always place below exhibitors not incurring a disqualifying fault.

5. Final Scoring breakdown

90-100 Excellent rider, including body position and use of aids. Completes pattern accurately, quickly, smoothly and precisely while demonstrating a high level of professionalism.

80-89 Very good performance in execution of the pattern as well as correct horsemanship and use of aids. Excellent horseman that commits a major fault.

70-79 Good pattern execution and average horsemanship lacking adequate style and professional presentation to merit elevating to the next scoring range. A very good rider that commits a major fault or an excellent rider that commits a severe fault.

60-69 Fair pattern that lacks quickness or precision or rider has obvious position and/or appearance faults that prevents effective horsemanship; or a good horseman that commits a major fault in

the performance of the pattern. A very good rider that commits a severe fault.

Less than 59 Good pattern with one severe or multiple major/minor faults; excellent or very good rider that commits multiple, and/or combination of, severe, major or minor faults in the performance. A rider that demonstrates a lack of riding ability and knowledge of correct body position.

YR-28Y. Y.A. HUNT SEAT EQUITATION

A. General: Hunt Seat Equitation on the flat is an evaluation based on the ability of a rider to perform various maneuvers in harmony with his/her horse. The communication between horse and rider through subtle cues and aids should not be obvious. Equitation is judged on the rider and his/her effect on the horse. The poll should be level with, or slightly above the withers, to allow proper impulsion behind. The head should not be carried behind the vertical, giving the appearance of intimidation, or be excessively nosed out, giving a resistant appearance.

B. Pattern: It is mandatory that the judge post the pattern at least one hour prior to commencement of the class. The pattern should be designed so the majority of exhibitors can perform it in a reasonable length of time (under 60 seconds). All patterns must include a trot and canter. Patterns used in classes for riders 13 and under should use maneuvers from Group #1 and/or Group #2. Horses' gaits are to be ridden with the same cadence and speed as you would find in the rail phase. All ties will be broken at the discretion of the judge.

C. Class Procedure:

Exhibitors may be worked individually from the gate or they may all enter at once, but a working order must be drawn regardless. Only the finalists may be asked to work at all three gaits at least one direction of the arena. Individual works may be comprised of any of the following:

Group #1: Walk, Sitting Trot, Extended Trot, Posting Trot, Canter, Circles, Figure 8, Halt, Back, Sidepass, Address Reins, Demonstrate Change of Diagonal.

Group #2: Serpentine (Trot or Canter), Turn on Haunches or Forehand, Leg-Yield, Flying or Simple Change of Lead.

Group #3: Canter and Hand Gallop in a straight or curved line. Counter-Canter Figure 8, Drop or Pick-up Irons without stopping.

A turn on the forehand to the right is accomplished by moving haunches to the left. A forehand turn to the left is accomplished by moving haunches to the right.

If riders are asked to drop their irons, they can leave them down or cross them over the withers.

When performing a leg-yield, the horse should move forward and lateral in a diagonal direction with the horse's body straight with a slight flexion of the head in the opposite direction of lateral movement. When a horse yields to the right, the head is slightly (just to see the eye of the horse) to the left. A horse yielding to the left, the head is slightly flexed to the right.

D. Basic position:

1. To mount, take up reins in left hand and place hand on withers. Grasp stirrup leather with right hand and insert left foot in stirrup and mount. To dismount, rider may either step down or slide down. The size of rider must be

taken into consideration.

2. Hands should be over and in front of horse's withers, knuckles thirty degrees inside the vertical, hand slightly apart and making a straight line from horse's mouth to rider's elbow. Method of holding reins is optional, and bight of reins may fall on either side. However, all reins must be picked up at the same time.

3. The eyes should be up and shoulders back. Toes should be at an angle best suited to rider's conformation: heels down, calf of leg in contact with horse. Iron should be on the ball of the foot and must not be tied to the girth.

THE WALK: Should be a 4-beat gait with the rider in a vertical position with a following hand.

THE POSTING TROT: Figure 8 at trot, demonstrating change of diagonals. At left diagonal, rider should be sitting the saddle when left front leg is on the ground; at right diagonal rider should be sitting the saddle when right front leg is on the ground; when circling clockwise at a trot, rider should be on left diagonal; when circling counter-clockwise, rider should be on right diagonal. The rider should close his/her hip angle to allow his/her torso to follow the horizontal motion of the horse. The upper body should be inclined about 20 degrees in front of the vertical.

SITTING TROT AND CANTER: At the sitting trot the upper body is only slightly in front of the vertical. At the canter the body should be positioned slightly more in front of the vertical. As the stride is shortened, the body should be in a slightly more erect position.

TWO-POINT POSITION: The pelvis should be forward, but relaxed, lifting the rider's weight off the horse's sides while the seat is held out of the saddle. When at the hand gallop, the rider's angulation will vary somewhat as the horse's stride is shortened and lengthened. A good standard at a normal hand gallop should be about 30 degrees in front of the vertical.

1. Disqualifications (should not be placed) include:

Failure by exhibitor to wear correct number in visible manner

Willful abuse

Excessive schooling or training

Fall by horse or rider

Illegal use of hands on reins. Use of prohibited equipment

Head carried too low (such that the poll is below the withers consistently).

Over-flexing or straining neck in head carriage so the nose is carried behind the vertical consistently.

Knocking over the cone or going off pattern

2. Severe Faults in Overall Presentation of Exhibitor and Horse (avoids disqualification but should be placed below other exhibitors that do not incur a severe fault) include:

Touching horse

Grabbing any part of the saddle

Cropping or spurring in front of the shoulder

3. Severe Faults of the Performance (avoids disqualification but should be placed below other exhibitors that do not incur a severe fault) include:

Kicking at other horses, exhibitors or judge

Severe disobedience or resistance by horse including, but not limited to, rearing, bucking or pawing
Head carried too high
Head carried too low (such that the poll is below the withers)
Over-flexing or straining neck in head carriage so the nose is carried behind the vertical
Excessive nosing out

D. SCORING. The scoring will be on the basis of 0-infinity, with 70 denoting an average performance. The individual maneuvers are scored in ½ point increments from a low of -3 to a high of +3 with a score of 0 denoting a maneuver that is correct with no degree of difficulty. A final score of 0 to +5 will be given for overall form and effectiveness at the completion of each run. Form and Effectiveness break down: **5= Excellent; 4 = Very Good; 3-2 = Good; 1-0 = Average**

E. Faults Faults can be classified as minor, major or severe. The judge will determine the appropriate classification of a fault based upon the degree and/or frequency of the infraction. An exhibitor that incurs a severe fault avoids elimination, but should be placed below all other exhibitors that complete the pattern correctly.

a. Minor --Three (3) points:

1. Break of gait at walk or trot up to 2 strides
2. Over or under turn of 1/8 to 1/4 of the prescribed turn
3. Tick or hit of cone.
4. Obviously looking for lead or diagonal.

b. Major--Five (5) points:

1. Not performing the specific gait or not stopping when called for in the pattern within 10 feet (3 meters) of the designated location
2. Missing a diagonal for one to two strides in the pattern or on the rail
3. Incorrect lead or break of gait (except when correcting an incorrect lead) at the canter
4. Complete loss of contact between rider's hand and the horse's mouth
5. Break of gait at walk or trot for more than two strides
6. Loss of iron.
7. Head carried too low and/or clearly behind the vertical while the horse is in motion, showing the appearance of intimidation

c. Severe--Ten (10) points:

1. Loss of rein
2. Missing a diagonal for more than two strides
3. Use of either hand to instill fear or praise while on pattern or during rail work
4. Holding saddle with either hand
5. Spurring or use of crop in front of the girth
6. Blatant disobedience including kicking, pawing, bucking and rearing

d. Disqualification:

1. Failure by exhibitor to wear correct number in visible manner
2. Willful abuse Excessive schooling or training
3. Fall by horse or rider
4. Illegal use of hands on reins
5. Use of prohibited equipment
6. Off pattern including: knocking over or wrong side of cone or marker;
7. Never performing designated gait, lead or diagonal; over or under turning more than 1/4 turn

F. FINAL SCORING shall be on a basis of 0-100, with an approximate breakdown as follows:

- **90-100** Excellent equitation, including body position and use of aids. Completes pattern accurately, quickly, smoothly and precisely; demonstrates a high level of professionalism.
- **80-89** Very good rider that executes the pattern as well as correct equitation and use of aids.
- **70-79** Good pattern execution and average equitation but lacking adequate style and professional presentation to merit elevating to the next scoring range.
- **60-69** Fair pattern that lacks quickness or precision. Rider has obvious position and/or appearance faults that prevents effective equitation.
- **40-59** A rider that demonstrates a lack of riding ability and knowledge of correct body position.
- **10-39** Exhibitor commits more than one severe fault or multiple major faults in performance, exhibits poor riding skills, but completes the class and avoids disqualification.

YR-29Y. Y.A. HUNT SEAT DISCIPLINED RAIL

For rules governing the Disciplined Rail-Hunt Seat class refer to rule OR-27 in this handbook.

YR-30Y. Y.A. WORKING HUNTER

For rules governing the Working Hunter class refer to rule OR-28 in this handbook.

YR-01YR – Y.A. RANCH CONFORMATION

For rules governing the Ranch Conformation class refer to rule RR-1R in this handbook.

YR-11YR Y.A. RANCH HORSE PLEASURE

For rules governing the Ranch Horse Pleasure class refer to rule RR-11R in this handbook.

YR-15YR Y.A. RANCH TRAIL

For rules governing the Ranch Trail class refer to rule RR-15R in this handbook.

YR-18YR. Y.A.RANCH RIDING

For rules governing the Ranch Riding class refer to rule RR-18R in this handbook.

NOTE: For any situation not covered by the Youth Activity Rules and Regulations, the rules and regulations applying in other sections of this handbook to such situations shall apply.

YRL-00 IBHA Y. A. LEAD LINE DIVISION

- A. ATTIRE.** Youth may exhibit in Western or English attire. Equipment on the horse must correspond with exhibitor attire, including a saddle adjusted so that the exhibitor's feet are placed properly in stirrups. The handler must wear suitable English or Western attire.
- B. AGE.** The class is for youth eight (8) years of age or under as of January 1. The horse must be led by an individual 14 years of age or older, and the contestant must exhibit some knowledge of equitation.
1. **May Not Show in Other Classes.** The contestant in a lead line class may not show in other riding classes at that show, but the horse can be used in other classes.
- C. NO POINTS.** This class will not count for IBHA Youth points or toward All Around awards, but will count as entries in the show.
- D. OWNERSHIP.** It is not necessary that the horse be in the rider's name.
- E. RING PROCEDURE.** The exhibitors will enter the ring with feet properly placed in stirrups at a flat-footed walk, turning to the right and proceeding in a counter clockwise direction on the rail. The class will be worked at a walk both directions of the ring.
1. **Backing the horse.** In the lineup, the judge may ask riders to back their horses to help him judge the extent of the rider's horsemanship. If the judge asks the rider to back the horse in the lineup, the handler should not aid the rider. The handler should only keep the horse under control.
2. **Lead Shank.** A lead shank at least six (6) feet long must be attached to a halter that is under the bridle so that while the rider is in the ring, the horse is controlled by the handler.
- F. JUDGING THE RIDER.** The rider will be judged on his basic position the saddle, hand, leg, feet in stirrups, seat and back position.
- G. SHOW RESULTS.** The lead line show results will be sent with the other results by the show secretary and upon recordation in the IBHA office, a "silver certificate" will be mailed to those participants who have participated in a minimum of ten (10) classes. A "gold certificate" shall be awarded after participation in twenty-five (25) classes. Said certificate may be awarded, upon request, at the IBHA convention.

YRW-00 IBHA Y.A. WALK TROT DIVISION

- A. ATTIRE AND TACK.** Attire and tack must meet the standards for SR-10 and SR-11.
- B. AGE.** The division is for youth five (5) to eleven (11) years of age. When an exhibitor enters any of these walk trot classes at a show, he or she may not enter in any classes in another division with the exception of halter and showmanship. Exhibitors may compete in only one showmanship class: Walk Trot or Youth Activity at that specific show.

1. Limited Classes. An exhibitor may not show in both lead line and walk trot riding classes. The horse can be used in other classes.

C. OWNERSHIP. The horse need not be in the rider's name.

D. NO POINTS. These classes will not count for IBHA Youth Activity points or toward All-Around awards (except as stated below in paragraph G), but will count as entries in the show.

E. CLASSES WHICH MAY BE OFFERED.

1. **Showmanship.** To be judged in the same manner as any other showmanship class.
2. **Western Pleasure.** To be judged in the same manner as any other western pleasure class but omitting the lope.
3. **Western Horsemanship.** To be judged with a simple pattern but omitting the lope. Will not be asked to mount or dismount.
4. **Western Trail.** Scored the same as any other trail class but omitting the lope. Will not be asked to ground tie. A minimum of four and a maximum of six obstacles are required.
5. **Hunter Under Saddle.** To be judged the same as any other hunter under saddle class, but omitting the canter or hand gallop.
6. **Hunt Seat Equitation.** To be judged with a simple pattern but omitting the canter. Will not be asked to drop irons, mount or dismount.
7. **Barrel Racing.** To be judged in accordance with OR-19. Safety helmets shall be required to be worn. If any entry breaks into a lope/canter/gallop for more than three (3) consecutive strides, the entry shall be disqualified and given a no-time.
8. **Pole Bending.** To be judged in accordance with OR-20. Safety helmets shall be required to be worn. If an entry breaks into a lope/canter/gallop for more than three (3) consecutive strides, the entry shall be disqualified and given a no-time

F. SHOW RESULTS. The walk trot show results will be sent with the other show results by the show secretary and upon recordation in the IBHA office, a "silver certificate" will be mailed to those Youth who have participated in a minimum of twenty five (25) classes. A "gold certificate" shall be awarded after participation in fifty (50) classes. Said certificate may be awarded, upon request, at the IBHA convention.

G. HONOR ROLL ALL-AROUND AND RESERVE HONOR ROLL ALL-AROUND. High Point awards shall be awarded on an annual basis. Points shall be determined based on the IBHA point system in SR-18. Points do not count for any other award.

AR-00 AMATEUR RULES AND REGULATIONS

AR-01. AMATEUR SHOW OR CLASS APPROVALS

A. Refer to SR-00 of this Handbook

AR-02. AMATEUR ELIGIBILITY

- A.** An individual must be nineteen (19) years of age or older as of January 1 of year applying or must be otherwise ineligible for the IBHA Youth Activity Program. For IBHA show purposes, the age of an individual as of January 1 will be maintained throughout the calendar year.
- B.** An individual must not have accepted remuneration monetary or otherwise in the previous 3 years (36 months) for riding, driving, showing, training, schooling, or exhibiting. Also for conducting seminars or clinics, giving instructions, or judging any horse show (breed or open) regardless if

remuneration was received.

- C. An exception exists with respect to an Amateur member certified as an instructor in equine therapy by North American Riding for the Handicapped Association (NARHA) or similar organizations. Such approved organizations shall be compiled and maintained by IBHA. The excepted instructor shall teach only students enrolled with an approved organization or prescribed such rehabilitation by a licensed medical doctor. Any amateur competitor excepted under this provision shall file such certification with IBHA prior to any competition by such individual.
- D. An Amateur exhibitor may not show, train or assist in training of a horse, for which their spouse is accepting any form of remuneration, either directly or indirectly for training, assisting in training or showing of said horse. A person who belongs to a professional association may not compete in Amateur classes in which that person competes as a professional. For example, a PRCA roper may not rope as an Amateur in IBHA or a WPRA barrel racer may not compete in IBHA Amateur Barrel Racing.
- E. Premium money is not considered remuneration but payment of entry fees, expenses, etc., by any person other those listed in AR-04 A. Amateur status may be maintained only by continual refusal of remuneration.
- F. Must not have exhibited in open or amateur IBHA classes horses owned by any third party other than those listed in AR-04 A. "Owned" means, in addition to other legitimate methods of acquiring ownership, the bona fide legal ownership obtained for adequate consideration in reasonable relationship with the actual market value of the horse. For example, a \$5 payment for world championship quality horse does not meet the required character of required ownership for competition in IBHA's amateur division. The relationship of the amateur to the owner of the participating horse must be evidenced by submitting legal documentation (i.e. copies of marriage and/or birth certificates) to IBHA.

AR-03 AMATEUR REQUIREMENTS

- A. Every exhibitor must possess a current IBHA amateur membership card. Every owner must possess a valid youth activity, amateur membership or open membership card and present such card. Show management must inspect the card, or photocopy of the card, at any show entered. Failure to produce such membership card or copy thereof will result in denial of entry. Amateur cards may be purchased at a show as per SR-09D. Application for an Amateur card shall be made on form provided by IBHA.
- B. There shall be an annual fee of fifteen dollars (15.00) for an IBHA Amateur card, payable in U.S. funds. This fee is in addition to the IBHA membership fee.
- C. All new Amateur applications as well as Amateur renewal applications shall be presented to the IBHA Executive Committee or other committee as designated by the Executive Committee for review and approval. All Amateur card holders will be reviewed annually.
- D. An Amateur card may be revoked at any time for violation of any IBHA rule or regulation. A person revoked from Amateur status must relinquish their Amateur card and return it to IBHA upon notice. That person may request a hearing by the Executive Committee for the right to appeal at the next scheduled Executive Committee meeting. When requested to

- surrender an Amateur card, that card must be returned immediately upon request regardless of pending hearing on the matter.
- E. Individuals are subject to disciplinary action or suspension from IBHA without benefit of a hearing for the following reasons:
 1. Refusal to surrender card upon request from IBHA.
 2. Retention of an Amateur card after becoming ineligible for Amateur classes.
 3. Participation in Amateur classes while ineligible for Amateur classes.
 4. Producing a photocopy of a current Amateur card when in fact such card was surrendered.
 - F. An amended Amateur card, reflecting an amateur's change of name, will be issued upon request with return of current card and service fee of five dollars (\$5.00). An amended card will be issued within 10 days. G. Should an Amateur card be lost, written notice of such loss and request for a replacement card must be sent with a fee of five dollars (\$5.00) for such replacement. A replacement card will be issued within 10 days. If an Amateur card is not received within 30 days of application, written notice must be received by IBHA to allow a verification of issuance and replacement card to be issued. There is no fee for such service.

AR-04 ELIGIBILITY OF HORSES

- A. Horses exhibited by the amateur in Amateur events. Must be solely owned by the IBHA Amateur member or the amateur member's spouse, child, step child, father, mother, stepparent, sibling, half sibling, step sibling, grandparent, step grandparent, in-laws, aunt, uncle or legal guardian (as evidenced by court documents), or owned by the institution in which the contestant is enrolled as a ward. Separate legal entities, such as family corporations, trusts, or partnerships, are also authorized owners of the amateur exhibitor's horse so long as all legal and equitable owners and beneficiaries of the legal entity are individuals specifically authorized by this rule. Such ownership must be evidenced by the records of IBHA and the registration certificate must show as owner, by proper endorsement of IBHA at the time the horse is entered in any Amateur class. Show management must inspect the original, or photocopy of, registration certificate for each horse entered in an approved class.
- B. Horses under lease are allowed to show in IBHA Amateur classes if eligible under AQHA rules.
- C. Stallions, mares or geldings may be shown in IBHA amateur events.
- D. No horse may be shown by more than one amateur contestant in any one Amateur class. An amateur contestant may not show more than two horses in any one amateur class.

AR-05. AMATEUR AWARDS

- A. Competitive Unit. Refer to YR-05 A and substitute the word amateur for the word youth.
- B. Upon earning the required points IBHA will give amateur awards as defined in YR-05 and substitute the word amateur for the word youth.

AR-06 TITLES AND ANNOUNCEMENTS

- A. All amateur titles and awards will reflect the names of the amateur and horse that constitutes one competitive unit. Points earned by a competitive unit cannot be transferred.

- B. No amateur will advertise as achieving any IBHA title or award, prior to officially being notified by IBHA of the achievement. Violation of this rule is cause for IBHA disciplinary action to be taken against the Amateur.

AR-07 AMATEUR POINTS

See SR-18

AR-08 IRREGULARITIES

Refer to YR-08 A, B and C.

AR-09 AMATEUR CLASS LISTING

- A. The following classes are the Amateur classes approved for Amateur points. The numbers preceding the classes are the identification numbers of the classes as listed for show approvals and in coming events as published in the official IBHA publication:
- 1A. Amateur Mares, Amateur Stallions, Amateur Geldings.
 - 1. All Ages
 - 2. 2 yrs & Under & 3 Yrs & Over
 - 3A. Amateur Showmanship-Western
 - 3AE Amateur Showmanship-English
 - 11A. Amateur Western Pleasure
 - 12A. Amateur Hunter Under Saddle
 - 13A. Amateur Hunter Hack
 - 14A. Amateur Western Disciplined Rail
 - 15A. Amateur Western Trail
 - 16A. Amateur Hunt Seat Trail
 - 17A. Amateur Reining
 - 18A. Amateur Western Riding
 - 19A. Amateur Barrel Racing
 - 20A. Amateur Pole Bending
 - 21A. Amateur Tie Down Roping
 - 22A. Amateur Dally Team Roping-Heading
 - 23A. Amateur Dally Team Roping-Heeling
 - 24A. Amateur Working Cow Horse
 - 25A. Amateur Cutting
 - 27A. Amateur Western Horsemanship
 - 28A. Amateur Hunt Seat Equitation
 - 29A. Amateur Hunt Seat Disciplined Rail
 - 30A. Amateur Working Hunter
 - 1AR. Amateur Ranch Conformation
 - 11AR. Amateur Ranch Horse Pleasure
 - 15AR. Amateur Ranch Trail
 - 18AR. Amateur Ranch Riding

AR-10 AMATEUR CLASS RULES

- A. In all Amateur classes, the exhibitor is to properly display the entry number for visibility of the judge. Numbers should be on the back or if on the saddle pad, displayed on both sides. Failure to enter the class with an entry number displayed is cause for disqualification.

AR-01A AMATEUR HALTER

- A. When Amateur Halter is offered at a show, all classes Mares, Stallions

and Geldings are to be offered.

1. Classes may be
 - a. All Age
 - b. 3 years old and over and 2 years old and under.
2. There is no Grand Champion class for Amateur halter classes.
3. Refer to OR-01 for judging procedures.

AR-03A & AR-3AE AMATEUR SHOWMANSHIP AT HALTER

For rules governing the Showmanship Western & English at halter refer to YR-03 & YR-03A. The rules for Showmanship at Halter will apply for this class.

AR-11A AMATEUR WESTERN PLEASURE

For rules governing the Western Pleasure classes refer to rule OR-11 The rules as pertaining to Open Western Pleasure will apply for this class.

AR-12A AMATEUR HUNTER UNDER SADDLE

For rules governing the Hunter Under Saddle classes refer to rule OR-12 The rules as pertaining to Open Hunter Under Saddle will apply for this class.

AR-13A AMATEUR HUNTER HACK

For rules governing the Hunter Hack classes refer to rule OR-13. The rules as pertaining to Open Hunter Hack will apply for this class.

AR-14A WESTERN AMATEUR DISCIPLINED RAIL

For rules governing the Disciplined Rail-Western Equipment classes refer to rule OR-14. The rules as pertaining to Open Disciplined Rail-Western will apply for this class.

AR-15A AMATEUR WESTERN TRAIL

For rules governing the Western Trail classes refer to rule OR-15 and OR-15L. The rules pertaining to Open Western Trail will apply for this class.

AR-16A AMATEUR HUNT SEAT TRAIL

For rules governing the Hunt Seat Trail classes refer to rule OR-15 & OR-15M. The rules as pertaining to Open Hunt Seat Trail will apply for this class.

AR-17A AMATEUR REINING

For rules governing the Reining classes refer to rule OR-17. The rules pertaining to Open Reining will apply for this class

AR-18A AMATEUR WESTERN RIDING

For rules governing the Western Riding classes refer to rule OR-18. The rules pertaining to Open Western riding will apply for this class.

AR-19A AMATEUR BARREL RACING

For rules governing the Barrel Racing classes refer to rule OR-19. The rules pertaining to Open Barrel Racing will apply for this class.

AR-20A AMATEUR POLE BENDING

For rules governing the Pole Bending classes refer to rule OR-20. The rules pertaining to Open Pole Bending will apply for this class.

AR-21A. AMATEUR TIE DOWN ROPING

For rules governing the Tie Down Roping classes refer to rule OR-21 The rules as pertaining to Open Tie Down Roping will apply for this class.

AR-22A. AMATEUR DALLY TEAM ROPING-HEADING

The amateur being judged may be assisted by any youth, amateur or adult or non-contestant.

For rules governing the Dally Team Roping-Heading classes refer to rule OR-22 The rules as pertaining to Open Dally Team Roping-Heading will apply for this class.

AR-23A. AMATEUR DALLY TEAM ROPING-HEELING

The amateur being judged may be assisted by any youth, amateur or adult or non-contestant.

For rules governing the Dally Team Roping-Heeling classes refer to rule OR-23 The rules as pertaining to Open Dally Team Roping-Heeling will apply for this class.

AR-24A. AMATEUR WORKING COW HORSE

For rules governing the Working Cow Horse classes refer to rule OR-24 The rules as pertaining to Open Working Cow Horse will apply for this class.

AR-25A. AMATEUR CUTTING

For rules governing the Cutting classes refer to rule OR-25 The rules as pertaining to Open Cutting will apply for this class.

AR-27A. AMATEUR WESTERN HORSEMANSHIP

For rules governing the Western Horsemanship classes refer to rule YR-27A The rules pertaining to Youth Activity Western Horsemanship will apply for this class.

AR-28A. AMATEUR HUNT SEAT EQUITATION

For rules governing the Hunt Seat Equitation classes refer to rule YR-28A The rules as pertaining to Youth Activity Hunt Seat Equitation will apply for this class.

AR-29A HUNT SEAT AMATEUR DISCIPLINED

For rules governing the Disciplined Rail-English Equipment classes refer to rule OR-27. The rules as pertaining to Open Disciplined Rail-English Equipment will apply for this class.

AR-30A AMATEUR WORKING HUNTER

For rules governing the Working Hunter classes refer to rule OR-30. The rules as pertaining to Open Working Hunter will apply for this class.

AR-1AR – AMATEUR. RANCH CONFORMATION

For rules governing the Ranch Conformation class refer to rule RR-1R in this handbook.

AR-11AR AMATEUR RANCH HORSE PLEASURE

For rules governing the Ranch Horse Pleasure class refer to rule RR-11R in this handbook.

AR-15AR AMATEUR RANCH TRAIL

For rules governing the Ranch Trail class refer to rule RR-15R in this handbook.

AR-18AR AMATEUR RANCH RIDING

For rules governing the Ranch Riding class refer to rule RR-18R in this handbook.

****NOTE:** For any amateur situation or rule not covered by the Amateur Rules and Regulations section, the rules and regulations, in other sections of this handbook pertaining to the situations, shall apply.

ASR-00 AMATEUR SELECT RULES AND REGULATIONS

ASR-01 AMATEUR SELECT ELIGIBILITY. An amateur may show in select amateur classes when the amateur has turned 50 as of January 1 of the year of competition. An amateur must present to the show management an amateur card reflecting their amateur status. Amateur Select membership fees are required in addition to regular membership fees and amateur fees.

ASR-02 AMATEUR SELECT CLASS LISTING. The following classes may be offered as amateur select classes:

- 1. 3S AMATEUR SELECT WESTERN SHOWMANSHIP**
- 2. 3SE AMATEUR SELECT ENGLISH SHOWMANSHIP**
- 3. 11S AMATEUR SELECT WESTERN PLEASURE**
- 5. 14S AMATEUR SELECT WESTERN DISCIPLINED RAIL**
- 6. 15S AMATEUR SELECT WESTERN TRAIL**
- 7. 27S AMATEUR SELECT WESTERN HORSEMANSHIP**
- 8. 28S AMATEUR SELECT HUNT SEAT EQUITATION**
- 9. 29S. AMATEUR SELECT HUNT SEAT DISCIPLINED RAIL**

A Points earned in amateur select classes shall count towards amateur select Register of Merit, Championship (minimum 15 showmanship and 15 performance points) and Superior. These awards must be earned under 5 shows under 5 different judges. Honor Roll will also be awarded. IBHA reserves the right to issue any IBHA Amateur Select World Champion or Amateur Select Reserve World Champion titles and any other awards as approved by the IBHA Executive Committee.

B. Management will combine classes back to an all age class should there be less than 2 entries in amateur select or amateur classes.

C. Amateur select members may elect to show in both amateur select and amateur classes in the same show.

D. For rules governing the Amateur Select classes, refer to the same class in the Amateur Division.

MR-00 IBHA MINIATURE DIVISION RULES AND REGULATIONS

MR-01 MINIATURE ELIGIBILITY

A. The miniature division is for miniature horses that are 38" or less and meet

the non-height registration requirements. Miniature horses applying for IBHA registration that are currently registered in AMHA or AMHR, a copy of such papers are to be submitted with the IBHA registration application. Miniature horses who are not AMHA or AMHR registered horses may be registered with IBHA if they are 38" or less when registration application is submitted. Miniature horses may receive only temporary papers until they are six (6) years old. To receive permanent papers, an official measurement card from an AMHA or AMHR approved steward, or a certified IBHA Registration inspector, must be submitted with the application for permanent registration. Exception to this is a miniature horse which has the annual or permanent AMHA or AMHR issued measurement card.

- B. Before showing in any year at ages two (2), three (3), four (4), five (5) or six (6), horses must have an official measurement card from an AMHA or AMHR approved steward, or a certified IBHA registration inspector, in order to show for that calendar year. Exception to this is a miniature horse which has the annual or permanent AMHR issued measurement card.
- C. If anyone protests (in accordance with IBHA protest rules) the height of a miniature horse at a show, the horse shall either be measured by a show manager (or designated person) or a certified IBHA registration inspector and make height before they can show in the remainder of classes for that show, or if the horse has a current AMHA issued permanent measurement card or an annual permanent AMHR issues measurement card, that measurement shall be accepted as an accurate measurement of said horse and the horse will be allowed to continue to show. Show management shall notify IBHA of any horses not meeting the height requirement(s).
- D. Horses may not be shown again (after not making height after a protest) unless an appeal is filed with IBHA. With any such appeal, the person appealing must submit an official measurement card from an AMHA or AMHR steward or a person designated by IBHA.
- E. Owners and exhibitors must be current members in order for a horse to compete in this division.
- F. Refer to horse rules for further information not covered.
- G. Miniature horses are to be shown unshod in all classes without weights of any kind. Any type of shoes or indication of shoes having been used, such as nail holes in the hooves of any miniature horse in the show ring, is strictly prohibited. Nonconforming entries must be eliminated.
- H. Miniature stallions may be shown by persons 19 years of age or older.
- I. It is permissible to tie up long tails in Miniature Trail and Jumping classes.
- J. No pads, wedges, chains, weighted ankle boots, elastic bands, shackles or other artificial appliances to be used.
- K. No whips or crops are permitted in Miniature Halter classes.

MR-02 MINIATURE HORSE CLASS LISTING.

The following classes may be offered:**

- 1. 1MM HALTER MARES – ALL AGES**
- 2. 1MG-HALTER GELDINGS – ALL AGES**
- 3. 1MS HALTER STALLIONS – ALL AGES**

**The above classes will follow IBHA open class rules.

- 4. 1MWS WESTERN STOCK HALTER – ALL AGES, ALL SEXES**
- 5. 2M DUN FACTOR** Follows open class rules.

** The following are Miniature Performance Classes:

6. 15M IN HAND TRAIL
7. 26M IN HAND JUMPING
8. 30M WESTERN PLEASURE DRIVING
9. 31M LIBERTY
10. 32M IN HAND HUNTER
11. 33M OBSTACLE DRIVING
12. 34M DRIVEN CLOVERLEAF
13. 35M COUNTRY PLEASURE DRIVING

**The following class will follow YA Western Showmanship class rules:

14. 3YM Y A WESTERN SHOWMANSHIP

4. 1MWS WESTERN STOCK HALTER – ALL AGES, ALL SEXES

1. General Impression: The appearance of the IBHA miniature horse exhibited in the Western Stock Halter classes will be that of a small, attractive, durable athlete exhibiting usability for traditional stock horse performance pursuits, a willing temperament, and good manners. The Western Stock Halter horse will be a balanced athlete with a smooth, fit, well-muscled body. The gait of the Western Stock Halter horse will be purposeful and ground-covering with straight, low strides that have little flexion of the knees and hocks. The head and neck will be carried in a level, relaxed position extending out from the body. The Western Stock Halter horse will have adequate bone and substance for its sex, it will not be fine or delicate which are negative traits for a Western Stock Halter horse who should exhibit usability.
2. Judging Criteria: Shall be judged using the Standard of Style of the Western Stock Halter horse and shall focus on balance and quality, structural correctness, type and sex character, and muscling. The Western Stock Halter horse is judged 75% on conformation and 25% on presentation and appointments.
3. Conformation: Standard of Style
 - a) Head: The head to be attractive, triangular in nature, in correct proportion to the body with small, erect ears opening forward. The eyes to be large and wide-set over well opened nostrils. A short muzzle and well-formed mouth and prominent jaw showing neither parrot mouth nor undershot jaw are desirable.
 - b) Neck: The neck to be medium to short length, and smooth with a clean-cut throat latch allowing for proper air intake when at work. The neck should join the body at an approximate 45-degree angle just above the shoulder and should be faulted when the neck joins the body too low. Neck carriage should be relaxed and natural extending out from the body instead of up.
 - c) Shoulders: The well-sloped shoulder, approximately 45 degrees, in conjunction with a short, strong back, allows the horse to move with a long smooth stride.
 - d) Chest and Forelegs: As shown by a deep heart girth and wide-set forelegs, the horse is broad chested and set atop straight legs originating from the corners of the body, narrow chest should be faulted. The legs to be smooth jointed with short cannon bones, clean ankles, and moderately angled fetlocks of medium length.
 - e) Body: Round, full ribbed with nicely defined muscling and well-sprung ribs; back and loin short and well-muscled, underline

- long.
- f) Hindquarters: Muscular, rounded croup and well-angled hip of a performance horse; the hindquarters and gaskin to be deep and fully muscled through the thigh, stifle, gaskin and down to the hock indicating strength and usability. Hocks wide set, deep and straight.
 - g) Gait: Purposeful and ground-covering with straight, low strides that have little flexion of the knees and hocks and looks suitable to a horse whose work could be outside of the show ring and pertaining to traditional stock horse type pursuits.
4. Presentation and Appointments
- a) Class Procedure: The Western Stock Halter horse will be shown in equipment and appointments of the traditional Western Stock show ring. It will exhibit good manners and responsiveness to its handler and will stand quietly and square for inspection.
 - b) Presentation: The Western Stock Halter horse will be asked to perform a flat-footed four-beat walk past the judge(s) and a two-beat jog away from the judge(s) making a 90-degree turn. The exhibitor will primarily present and work from the horse's left-hand side as is the custom of the Western Stock halter ring although other positions are also allowed. The horse will be asked to stand square with all four feet flat on the ground and at least one front and one rear cannon bone perpendicular to the ground, judge may instruct exhibitor to stand horse square if needed. Stretching, baiting (i.e., enticing horse with any body part, equipment, or material), and excessive jerking or harsh use of the lead line to be viewed as a negative toward the presentation score. Horse to be shown clean and well groomed, body clipped or not, with full mane and tail with the length left to the discretion of the exhibitor, though it should not drag on the ground. In the tradition of the Western Stock show ring, excessive clipping, and razoring or balding of the face, muzzle, and eyes to be viewed as a negative toward the presentation score.
 - c) Equipment: The Western Stock Halter horse will be shown in a leather, biothane, or nylon halter and lead of the traditional western style; halter may be adorned or not. Arabian cable style halters are prohibited. The lead may have a chain or not; chains will be used under the chin. Chains over the nose or lip chains are prohibited.
5. Awards:
- a) Horses placing 1st and 2nd in the IBHA Miniature Horse Western Stock Halter are eligible to compete in the IBHA Miniature Horse Halter Grand and Reserve Champion class with all other 1st and 2nd place horses from IBHA Miniature Horse halter classes (Stallion, Mare, Gelding) at that show.
 - b) Points earned in IBHA Miniature Horse Western Stock Halter will be combined with and contribute toward Halter points for IBHA Champion, IBHA Supreme Champion, and IBHA Honor Roll All-Around awards, as detailed in SR-19.
 - c) Since these IBHA awards are presented for a single event, IBHA Register of Merit, IBHA Superior Event, IBHA Honor Roll, and IBHA Reserve Honor Roll points earned in IBHA Miniature Horse

Western Stock Halter are separate from and not combined with points earned in IBHA Miniature Horse Halter (Stallion, Mare, or Gelding) for these awards.

6. Cross-entering: Horses showing in IBHA Miniature Horse Western Stock Halter may not cross-enter in any other IBHA Halter class at the same show.

6. 15M IN HAND TRAIL

- A.** Miniature to be shown in a halter with appropriate lead. Chain on the lead is permitted under the chin of the animal. Exhibitor must maneuver the miniature using the lead shank halter only. The miniature may not be touched by the exhibitor unless the judge or course designer instructs or if side passing is required. Whips or crops are prohibited. Exhibitor may be requested to lead from either side. An exhibitor may show more than one entry in this class. Baiting to encourage a miniature to perform one of the obstacles is not allowed. Any baiting in such class shall result in a disqualification.
- B.** Individuals are subject to disciplinary action or suspension from IBHA without benefit of a hearing for the following reasons:
 1. Trail In-Hand animals are required to work over, under and through obstacles. Failure to attempt to negotiate obstacles in prescribed order will result in disqualification.
 2. Obstacles should simulate conditions normally encountered at the ranch, shows, open trails or parades. Unnatural or "horror" obstacles should be avoided.
 3. Course to include a minimum of six (6) and maximum of ten (10) obstacles, with a minimum of one (1) obstacle from three (3) different categories listed below
 4. Course designer must keep in mind both the size of the miniatures as well as its safety. Care in preparing the course should be exercised to prevent direct advantage to either a small or large animal. Ingenuity in adapting and combining various obstacles will lend itself to courses pleasing to both exhibitors and judges. To include a walk and jog of suitable duration to determine the way of going.
 5. Speed is not to be used to determine placing, though excessive delay while approaching obstacle is to be penalized Judges are encouraged to advance on to next obstacle any entry taking excessive time at an obstacle. A time limit may not be placed on the course as a whole or on individual obstacles.
 6. Entries will be evaluated on responsiveness, willingness, and general attitude. Entries should demonstrate the control, calmness, and sensible attitude of the ideal Trail Miniature.
 7. All poles used on course raised off the ground shall be made o PVC pipe with a minimum diameter of 2"
 8. The Judge and Course Designer shall walk the course with the Exhibitors.
- C.** Categories Of Suggested Obstacles
 1. Overs/Work Over
 - a. Bridge
 - b. Tarp
 - c. Water
 - d. Single horizontal pole with maximum height of 8"

- e. Deflated inner tubes (may choose to step on or in)
- f. Multiple walk-over poles with 6" maximum individual heights
- 2. Unders/Work Under**
 - a. Clothesline with clothes hanging up.
 - b. Light pole suspended at a minimum height of four inches above the back of the tallest Miniature.
 - c. Canopy
- 3. Back through:**
 - a. Backing through an L.
 - b. Back around a barrel, a pair of barrels or other visible obstacle
- 4. Serpentine:**
Proceed at requested gait, through a pattern such as in and about a series of poles or pylons. Any gait may be requested.
- 5. Jumps:**
 - a. Individual jump not exceeding 18" if animal only is to go over. Exhibitor goes around jump.
 - b. Multiple jumps should not exceed 12" in height and should be 3' to 4' apart.
 - c. If both Miniature and exhibitor are required to go over the single jump, it should not exceed 12" in height.
 - d. Ground poles are recommended for all jumps.
- 6. Daily chores:**
 - a. Negotiate a gate.
 - b. Carry an object from one part of the arena to another.
 - c. Lay a saddle pad, blanket or sheet on Miniature's back.
 - d. Brush tail.
 - e. Go through the motions of measuring the miniatures height at the back with a yard stick or tape measurer.
 - f. Load in trailer or chute.
- 7. Control obstacles:**
 - a. Ground tie and walk around.
 - b. Stand Miniature in circle and turn on forehand and/or on hindquarters.
 - c. Side pass either or both directions.
- D. Off Course**
Off course is a disqualification and is defined as:
 - 1. Taking an obstacle in the wrong direction.
 - 2. Negotiating an obstacle from the wrong side.
 - 3. Skipping an obstacle unless directed by the judge.
 - 4. Negotiating obstacles in wrong sequence.
 - 5. Not following the correct line of travel.
- E. Scoring**
 - 1. Each obstacle should receive an obstacle score and is subject to a penalty that should be subtracted. Each obstacle should be scored on the following basis, ranging from plus 1 ½ to minus 1 ½.
-1 ½ extremely poor; -1 very poor; -1/2 poor; 0 correct; +1/2 good; +1 very good; +1 ½ excellent Obstacle scores are to be determined and assessed independently of penalty points.
 - 2. Penalties should be assessed per occurrence as follows:
 - A. Disqualification from entire class**
 - a. Performing the obstacles other than in specified order
 - b. No attempt to perform an obstacle.

- c. Equipment failure that delays completion of pattern.
- d. Touching the horse on the neck to lower the head or use of free hand to instill fear or praise.
- e. Fall to the ground by horse or rider.
- f. Performing outside designated boundary marker of the course.
- g. Failure to enter, exit or work obstacle from correct side or direction.
- h. Failure to perform correct line of travel within or between obstacles.
- i. Third refusal, balk or attempt to evade an obstacle by shying or backing more than two (2) strides away.
- B. One-Half (1/2) Point Penalty:**
 - a. Each tick of log, pole, cone or obstacle.
- C. One (1) Point Penalty**
 - a. Each hit of or stepping on a log, pole, cone or obstacle.
 - b. Break of gait at walk or jog for two (2) strides less.
 - c. Both front or hind feet in a single-strided slot or space.
 - d. Skipping over or failing to step into required space.
 - e. Split pole in lope-over.
- D. Three (3) Point Penalty**
 - a. Break of gait at walk or jog for more than two (2) strides.
 - b. Knocking down an elevated pole, cone, barrel or plant obstacle or severely disturbing an obstacle.
- E. Three (3) to Five (5) Point Penalty (Depending on severity:)**
 - a. Stepping outside the confines of, falling or jumping off an obstacle (back through, bridge, side pass, box, water box) with one foot.
- F. Five (5) Point Penalty:**
 - a. Dropping slicker or object required to be carried on a course.
 - b. First refusal, balk or attempt to evade an obstacle by shying or backing more than two (2) strides away. Loss of control or letting go of gate.
 - c. Stepping outside the confines of, falling or jumping off an obstacle (back through, bridge, sidepass, box, water box) with more than one (1) foot.
- G. Five (5) or more penalty points:**
 - a. Blatant disobedience (kicking out, biting, rearing, striking).
 - b. Failure to perform correct lead or gait if designated.
 - c. Failure to complete obstacle.
 - d. Second refusal, balk or attempt to evade an obstacle by shying or backing more than two (2) strides away.

7. 26M IN HAND JUMPING

A. Jumps will be made of 1-1 1/2" schedule 40 PVC piping or other suitable lightweight material with jump cups, not to include pegs, nails, bolts, etc. All jumps must be a minimum of five (5) feet wide, with a minimum of eighteen (18) feet between jumps, with the exception of an in and out. In and outs should be set approximately twelve (12) feet apart. Jumps thirty-two inches (32) or more in height must have a second rail added. All post and rail jumps must have a ground pole. Uprights are to be a maximum of forty-eight (48) inches in height. No jumps, including jump-offs to exceed 44". Any

decorations or jump wings must not protrude more than twenty-four (24) inches from the uprights.

B. Jumpers are scored mathematically, based on faults incurred between the starting line and the finishing line. Minimum height for jumps must be eighteen (18) inches and maximum height twenty-eight (28) inches for first jumping round. Exhibitors may go over jumps with horse. Whips are not permitted in show ring. Exhibitors type of footwear is optional. Front leg wraps and/or boots are optional. Circling once upon entering the ring and once upon leaving the ring is permissible but not after crossing starting line.

C. Courses should be attractive, varied, and appropriate to their setting. While not required, in addition to post and rail jumps, the course may also include brush, triple bar, water, and similar jumps. Brush jump must have a visible bar on top or beyond. There will be a minimum of four (4) obstacles, with horses to jump a minimum of six (6) jumps and a maximum of eight (8) jumps.

D. Jump-Off: A single jump-off will occur for any/all ties through all places. The jump-off will be timed; faults incurred and, if needed, timing of the jump-off round, will break all ties.

1. Timing the jump-off: An electric timer or at least two stop watches shall be used. The time indicated by the electric timer or the average of the two watches, used by the official timers, will be the official time.

When multiple judges are used, the contestant will run only once for the same time to be used by each judge. Timing shall begin as soon as the horse's nose reaches the starting line and will be stopped when the horse's nose passes over the finish line.

2. Course and height of jumps: The jump-off will be held over the original course. Number and location of the jumps are to remain the same, as well as the path of the course to be taken by the horse (pattern). No jumps are to be eliminated or lowered. Individual jumps will be increased not less than one (1) inch and not more than six (6) inches in height for the jump-off.

3. Placing: The final placing of each horse cannot fall below the horse they were ahead of in the original round of jumping.

A. Example: In the original round of jumping, horses A & B had no faults; horse C had three faults; horses D & E had four faults; remaining horses did not tie and had more than four faults.

B. Horses A & B with no faults in the original jumping round are in the jump-off vying for first and second place and cannot place lower. Horse C (three faults) is placed third and is not in the jump-off. Horses D & E (four faults) are in the jump-off vying for fourth and fifth place and cannot be placed lower or higher. Remaining horses are not in the jump-off and are placed according to their number of faults.

C. If horses A & B have the same number of faults in the jump-off, the time of the run will determine the placing. Conversely, if horse B has four faults and horse A has a clear round in the jump-off, even if horse B has a faster time, horse A will be declared the winner and horse B is in second place due to their faults.

4. A competitor who does not take part in the jump-off must always be placed behind competitor(s) who participate or are willing to participate in the jump-off. Example: If horse E is willing to participate in the jump off

but horse D declines to participate, horse E is placed fourth and horse D is placed fifth.

D. Jump-Offs: jump-offs are to occur for first place, between the horses that tied for first place only. The jump-offs will be held over the original course. The number and location of the jumps are to remain the same as well as the path of the course to be taken by the horse (pattern). No jumps are to be eliminated or lowered. Individual jumps will be increased not less than one inch and not more than six (6) inches in height for each jump-off. After the maximum height has been reached with all jumps in a jump-off, any required final tie breaking will be accomplished by continuing to rerun the last course set-up until ties are broken and the class is placed. The horse with the fewest faults will be declared the winner. At Championship and World Championship Shows a jump-off will be held to determine the Reserve Championship/ World Champions in all jumper classes as well as the Champions.

E. A competitor who does not take part in the jump-off must always be placed behind a competitor who has been eliminated in that jump-off. Tied horses under one ownership may designate the order of placement. All ties will absorb the placing behind in order. Example: A three way tie for third will absorb 3rd, 4th, and 5th, the next placing will be 6th. Points or prizes will be equal for all three—ribbons if available, will be the same, or if not available, they may draw for them.

F. Scoring: in scoring jumpers, an in and out is to be considered as two (2) jumps. Jumpers are to be scored in a mathematical basis and penalty faults include knockdowns, refusals, and eliminations as follows:

1. Knockdowns: 4 faults

An obstacle is considered knocked down when in jumping an obstacle, a horse or handler, by contact, lowers the established height of the fence in any way.

2. Refusals: Each refusal is three (3) faults.

A refusal is defined as stopping at an obstacle whether or not it is knocked down. It is penalized as a refusal.

Stopping at an obstacle without knocking it down and without backing (even a single step), followed by jumping from a standstill is not penalized. However, if the halt continues or if the horse backs even a single step, side steps, or circles to retake the fence, a refusal is incurred. A run-out or refusal the horse must re-jump that obstacle at which the refusal occurred or be eliminated.

3. Circling after crossing starting line: 3 faults.

Circling: any form of circle or circles whereby the horse crosses its original track between two (2) consecutive obstacles or stops advancing toward or turns away from the next fence except to retake an obstacle after a disobedience.

4. Crossing your own path (as in circling between fences, not as in retaking a fence from a refusal): 3 faults. A horse that has been penalized for circling cannot then be penalized again for crossing its own path at the same obstacle.

5. Causes for elimination:

A. 3 refusals

B. Off course

C. Fall of horse and/or exhibitor

D. Failure to pass through the start and/or finish cones and/or

knocking such cones over.

E. Loss of control: dropping lead, horse running away, or horse exiting on its own.

8. 30M WESTERN PLEASURE DRIVING

The depiction, balance line and descriptive paragraph are to be used to define the "ideal" pleasure horse and are in no way intended to eliminate horses not capable of the ideal.

Balance shall be 50% to rear

The ideal WESTERN PLEASURE DRIVING horse shall be shown with light contact on the reins at all times. Ideally neck carriage should remain low and head set by horse being on the bit and face perpendicular to the ground. Stride should be sweeping and ground covering.

CLARIFICATION: Head carriage should be in the bridle, with poll not lower than the withers and eye of the horse not higher than the withers.

Stride flowing with a flat knee, minimal knee and hock action.

A. Western Pleasure Driving is a single horse driving class, hitched to cart/tart with wooden or metal spoke wheels or solid wheels with rubber tires. Show carts with a basket and open sided carts are both acceptable.

A Basket is mandatory, a boot is optional.

To be judged on the following criteria, in the listed order:

ATTITUDE PARAMOUNT Settled in the bridle, smooth gait transitions.

MANNERS PARAMOUNT No gapping at the bit. Horse should appear willing to work.

PERFORMANCE Steady in each gait and definite gait changes

QUALITY A "pretty" picture with appropriate action for class.

CONFORMATION As correct for WESTERN PLEASURE DRIVING.

The ideal WESTERN PLEASURE DRIVING horse should excel at all of the above items.

B. Class requirements:

Horse to be shown both directions in the arena at the Walk, Pleasure Trot, and the Working Trot. Horse will enter counter clockwise at the Pleasure Trot. Horse will be required to stand quietly and back readily.

C. Gait requirements:

1. WALK: A four beat, fat-footed and ground covering gait.

2. PLEASURE TROT: A two beat diagonal gait. Overall balance as shown above. Horse must demonstrate freedom of movement, be relaxed and easy-going, demonstrating impulsion.

3. WORKING TROT: A lengthening of stride from the Pleasure Trot. Horse must demonstrate freedom of movement.

D. The use of a Martingale is optional.

9. 31M LIBERTY

Liberty is demonstrating the natural beauty of the miniature horse. Horses are to be judged on style, grace, animation, gaits, presence, music and suitability and ease of catching.

A. The Liberty class may only be offered at shows where facilities include a closed arena and where the conditions would not be hazardous to horse or exhibitor.

B. Horses will be judged beginning when halter is removed by the exhibitor and until caught by the exhibitor. Time of Liberty shall be 1 1/2 minutes; time to catch shall be 1 1/2 minutes.

- C. Only the exhibitor and one handler will be allowed in the arena with the horse. Whips and shaker bottles are allowed, but touching the horse during performance with aids or hands will result in disqualification.
- D. Horse must be caught and haltered by exhibitor within 11/2 minutes or be disqualified.
- E. Music is required. Suitability of horse's movement to the chosen music must be evaluated.
- F. No assistance from outside the arena will be permitted. Elimination will result unless the judge feels that the outside action was taken in an attempt to cause the exhibitor's horse to be disqualified. Announcement is to be made prior to the class to specify that no outside assistance is allowed.
- G. All horses entered in the Liberty class must be at least one year old.
- H. Exhibitor and handler must be properly attired.
- I. The standard AMHA scoring sheet should be used for judging Liberty classes. The following point ratings must be used when judging Liberty: Style and Grace – 30 points, Animation and Presence – 30 points, Gaits – 20 points, Music and Suitability – 10 points and Catch – 10 points. A total of 100 points possible.
- J. Baiting of horses to encourage an animal to perform is not allowed. Baiting in such class is a disqualification.

10. 32M IN HAND HUNTER

Hunters are to be judged on a style, manners, and way of going with preference given to those horses who cover the course at an even pace, with free flowing strides, as in a brisk trot or canter, but must maintain same gait throughout course. Circling once upon entering the ring and once upon leaving the ring is permissible. Hunters must demonstrate at least one, but no more than four (4) changes of direction. Sample courses are to be provided to show management. Charging fences or not maintaining the same gait throughout the entire course shall be penalized. Upon completion of the entire class over jumps, finalists will be trotted past the judge(s) for soundness check. Horses shall not be required to rejump the course. Exhibitor's footwear is optional. .

A. Post and rail jumps for Hunters will be made of 1" or 1-1/2" schedule 40 PVC piping or other suitable lightweight material with jump cups, not to include pegs, nails, bolts, etc. All post and rail jumps must have a ground pole. While not required, in addition to post and rail jumps, the course may also include jumps that simulate those found in the hunting field, such as brush, stone wall, gate, coop, oxer, and similar jumps. Brush jump must have a visible bar on top or beyond. Any decorations or jump wings must not protrude more than twenty-four (24) inches from the uprights.

Jumps must be a minimum height of eighteen (18) inches and maximum of twenty-four (24) inches. All jumps must be a minimum of five (5) feet wide, with a minimum of eighteen (18) feet between jumps, with the exception of an in and out. In and outs should be set approximately twelve (12) feet apart. An in and out is considered one obstacle and scored as such. There will be a minimum of four (4) obstacles, and horses are to make a minimum of six (6) jumps and a maximum of eight (8) jumps.

B. Refusal of one element of an in and out requires the retaking of both elements. In and out must never be placed at the beginning of the course. Courses should be tried out so as not to make turns too sharp for an exhibitor

or horse. Major faults to be considered are: knockdowns, touches, refusals, bucking or kicking, spooking or shying, showing obstacle to horse, or wringing tail.

C. Causes for elimination:

1. 3 Refusals
2. Off course
3. Crossing your own path
4. Fall of horse or exhibitor
5. Jumping of obstacle by exhibitor
6. Carrying of whip
7. An unsound horse
8. Jumping of obstacle before being reset
9. Failure to pass through the start and/or finish cones and/or knocking such cones over.

11. 33M OBSTACLE DRIVING

A. The obstacle course must be posted for the exhibitor to view not less than two (2) hours prior to the class.

B. Horses must be no less than (3) three years of age for Obstacle Driving.

C. Class to be judged on performance and way of going with emphasis on manners throughout course. Entries will be evaluated on responsiveness and willingness, plus general attitude. Entries should demonstrate the control, calmness, and sensible attitude of an ideal Obstacle Driving miniature horse.

D. Obstacle horses shall be hitched to cart with wooden or metal spoke wheels or solid wheels with rubber tires. Show carts with a basket and open sided carts are both acceptable.

E. Course:

1. Must be a minimum of five (5) obstacles and a maximum of eight (8).
2. Care must be used to avoid setting any obstacle in a way so as to be hazardous to the horse or exhibitor.
3. Course to be set to the widest cart.
4. No obstacle should be designed that would require the competitor to lean out of excessively, stand up in, or exit their cart; nor should any obstacle be designed that would require a competitor to remove more than one hand from their reins at a time (but it shall not be considered a "fault" or "penalty" if a competitor does not keep at least one hand on the reins at all times).

5. Suggested Obstacles:

- a) Drive through or back into/out of obstacle (such as a simulated parking space)
- b) Drive through water or simulated water
- c) Drive through narrow passage
- d) Pick up an object (letter, flag, etc.) and place it at a designated location
- e) Put on / remove equipment such as raincoat, gloves, etc., from person only (not from horse)
- f) Drive across bridge or simulated bridge
- g) Drive pattern created with poles, pylons, (L shape, figure 8, serpentine, cloverleaf, etc.)

- h) Put wheel in circle, turn complete circle with horse not stepping in circle.

F. Obstacle Guidelines:

1. The course designer should be readily available to answer questions regarding the course and be available for a walk through the course with exhibitors as well as the judge(s).
2. Judge shall walk obstacle driving course with designer and exhibitors.
3. Ingenuity and originality in adapting and combining various obstacles both to demonstrate a horse's willingness and ability to please exhibitor and audience are encouraged. However, unnatural or "horror" obstacles should be avoided and all obstacles should be safe for exhibitors as well as horses.
4. Judge has the right to alter the course for time and/or safety.

G. Scoring

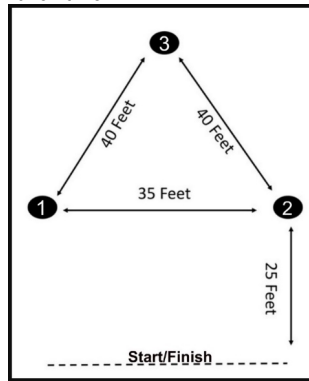
1. Each obstacle should receive an obstacle score and is subject to a penalty that should be subtracted. Each obstacle should be scored on the following basis, ranging from plus 1½ to minus 1½.
-1½ extremely poor; -1 very poor; -½ poor; 0 correct; +½ good; +1 very good; +1 ½ excellent
2. Obstacle scores are to be determined and assessed independently of penalty points.
3. Penalties should be assessed per occurrence as follows:
 - a) Disqualification from entire class:
 - (i) Equipment failure that delays completion of pattern.
 - (ii) Fall to the ground by horse or driver.
 - (iii) Third refusal, balk, or attempt to evade an obstacle by shying or backing more than two (2) strides away.
 - (iv) Canter more than two (2) strides.
 - (v) Being "off course", which is defined as taking an obstacle in the wrong direction; performing outside designated boundary marker of the course; negotiating an obstacle from the wrong side; skipping an obstacle unless directed by judge; negotiating obstacles in the wrong direction.
 - b) One-half (½) point penalty:
 - (i) Each tick of log, pole, cone, or obstacle by horse or cart where contact is not called for by course design.
 - c) One (1) point penalty:
 - (i) Each hit or stepping on a log, pole, cone, or obstacle where contact is not called for by course design.
 - (ii) Break of gait at a walk or trot for two (2) strides or less.
 - (iii) Failing to step into required space, such as a water or water-simulated obstacle.
 - d) Three (3) point penalty:
 - (i) Break of gait at a walk or trot for more than two (2) strides.
 - (ii) Knocking down an elevated pole, cone, barrel, or plant obstacle or severely disturbing an obstacle.
 - (iii) Dropping an object before delivering to designated location.
 - e) Five (5) point penalty:

- (i) Blatant disobedience of the horse such as kicking out, biting, rearing, striking.
4. Maximum time shall not be set per obstacle; however, judges are encouraged to advance to the next obstacle any horse taking excessive time at an obstacle.

12. 34M DRIVEN CLOVERLEAF

1. **Course.** The course must be measured exactly according to the diagram and cannot exceed these dimensions. The size of the pattern should be 35 feet between barrels #1 and #2, 40 feet between barrels #2 and #3, 40 feet between barrels #1 and #3, and 25 feet from the timer to the first barrel. However, if the course is too large for the available space, the pattern should be reduced five yards at a time until it fits the arena. Adequate space must be kept between barrels and any obstacle. The distance from barrel #3 to the finish line need not be reduced five yards at a time if there is sufficient room for the horse to stop. When measuring the area for the course, allow ample room for the horses to complete their turns and to stop at the finish. A clearly visible starting line shall be provided. Cones or pylons only may be used to designate the starting line. Barrels may be 55 gallon steel drums with both ends or rubber or plastic barrels.
2. **Timing.** Miniature Horse Driven Cloverleaf is a timed event shown at the walk or trot (or combination thereof). An electric timer or at least two stop watches shall be used. The time indicated by the electric timer or the average of the two watches, used by the official timers, will be the official time. When multiple judges are used, the contestant will run only once for the same time to be used by each judge. Timing shall begin as soon as the horse's nose reaches the starting line and will be stopped when the horse's nose passes over the finish line. Contestants are allowed a running start as per rule SR-15 G. The contestant's time will be announced immediately after the run.
3. **Equipment & Dress.** Any suitable two or four wheeled vehicle may be used. Breeching, check rein, martingale, leg wraps, and boots are optional at discretion of driver. ASTM certified helmets for drivers under 18 are required; for drivers over 18, helmets are encouraged but not required.
4. **Penalties and Allowances.** The barrel course may be run starting to the left or right at the driver's discretion. When starting to the left barrel sequence will be #2, #1, #3. When starting to the right the barrel sequence will be #1, #2, #3. The penalties and disqualifications are as follows:
 - a) Failure to follow the course or complete the course shall be cause for disqualification.
 - b) Knocking over a barrel shall carry a five second penalty for each barrel knocked over.
 - c) Canter or galloping more than three strides between any two points on the course will be penalized five seconds for each occurrence.
 - d) Negotiating obstacles in any other than specified order, stopping, circling, backing, or reversing direction of movement to correct improper passing of an obstacle shall cause disqualification.
 - e) A judge may disqualify a contestant for excessive use of a whip or reins.

5. **Event of Tie.** The contestants involved in a tie for any placing may determine by mutual consent to either runoff to break the tie or flip a coin. If the contestants cannot agree, the judge shall make the decision. In the case of a runoff, the horse declared the winner in the runoff must have re-run the pattern within two seconds of its original time or the runoff must be held again. Penalty time will not apply to determine the second time but will apply to the final runoff time.



13. 35M COUNTRY PLEASURE DRIVING

The depiction, balance line, and descriptive paragraph are to be used to define the "ideal" Country Pleasure Driving horse and are in no way intended to eliminate horses not capable of the ideal.

- A. The ideal Country Pleasure Driving horse shall be shown with contact on the reins at all times. Stride should be "flowing", exhibiting knee action and/or reach with hock action while not showing excessive motion (as described in gaits). The horse should be in the bridle with neck carriage comfortable with poll being the highest point and flexion to fit horse's conformation.
- B. Country Pleasure Driving is a single horse driving class, hitched to cart with wooden or metal spoke wheels or solid wheels with rubber tires. Show carts with a basket and open sided carts are both acceptable. A basket is mandatory, a boot is optional. Overcheck or side-check is required. Martingale and separate check bit are optional.
- C. Ring and Judging Procedure: To be shown both ways of the arena at a Walk, Country Pleasure Trot, and an Extended Trot. To stand quietly and to rein back. To be judged 60% on performance, manners, and way of going; 30% on the condition, fit, and appropriateness of harness and vehicle; 10% on neatness, appropriateness of attire, and overall impression. To be judged on the following criteria, in the listed order:
- Attitude – Settled in the bridle, with smooth gait transitions.
 - Manners – Horse should appear willing to work with a quiet mouth.
 - Performance – Steady in each gait with definite gait changes.
 - Quality – A "pretty" picture with appropriate action for the class.

- Conformation – Form to function.
- Appearance – Of both equipment and driver's attire.

The ideal Country Pleasure Driving horse should excel at all of the above items.

- D. Class Requirements: Horse to be shown both directions in the arena at the Walk, Country Pleasure Trot, and the Extended Trot. Horse will be required to stand quietly and back readily. Horse will enter counter-clockwise at the Country Pleasure Trot.
- E. All gaits should be shown in an energetic and smooth manner. It is imperative that the horse give the appearance of being a pleasure to drive. A quiet responsive mouth is paramount. All gaits to be performed with willingness, balance, and smoothness as per each gait description.
- Walk: A four beat, flat-footed, ground covering gait.
 - Country Pleasure Trot: A two beat diagonal gait. Horse must demonstrate freedom of movement with impulsion, while being relaxed and easy going.
 - Extended Trot: Lengthening of stride from the Country Pleasure Trot resulting in an increase of speed without loss of form.
- F. Penalties: The exhibitor shall be severely penalized if they show lack of control or their horse exhibits excessive speed.
- G. Cross-entering: Horses cannot cross-enter in IBHA Western Pleasure Driving in the same show.



MR-03 MINIATURE AWARDS

- A. REGISTER OF MERIT
- B. CHAMPION
- C. SUPERIOR EVENT
- D. SUPREME CHAMPION
- E. HONOR ROLL AND RESERVE HONOR ROLL
- F. ALL AROUND AND RESERVE ALL AROUND
- G. WORLD AND RESERVE WORLD CHAMPION

See Rule SR-19 for points and show requirements for the above awards.

RR-00 IBHA RANCH HORSE RULES AND REGULATIONS

RR-01 RANCH HORSE CLASSES

A. The following individual Ranch Horse classes may be offered as open classes:

1. 1R-Ranch Conformation
 1. No horse may cross enter into any other halter class at the same show.
2. 11R-Ranch Pleasure
 1. No horse may cross enter into any other western pleasure or hunter under saddle class at the same show.
3. 15R-Ranch Trail
 1. No horse may cross enter into any other trail class at the same show.
4. 18R- Ranch Riding
 1. No horse may cross enter into any other western pleasure class at the same show.

B. These classes are eligible for ROM awards, Championships, Superior Event and Honor Roll/Reserve Honor Roll awards. Refer to rule SR-19 for qualifications. .

1. Championship refer to Open and replace Halter with Confirmation

C. IBHA reserves the right to issue any IBHA Ranch World Champion or Ranch Reserve World Champion titles and any other awards as approved by the IBHA Executive Committee.

1R-RANCH CONFORMATION

- A.** For a show to offer this class the show must also offer at least one other IBHA approved ranch horse class.
- B.** The purpose of ranch conformation is to select well-mannered individuals that are the most positive combination of balance, structural correctness, and movement appropriate for various activities of a working ranch horse.
- C.** The ranch conformation class must be held after the conclusion of the other ranch horse classes.
- D.** To be eligible to compete in the ranch conformation class the horse must be shown in at least one of the IBHA approved ranch horse classes offered by that show.
- E.** All sexes will be shown together as one class.
- F.** Horses are to be shown in a good working halter: rope, braided, nylon or plain leather. No silver allowed on either halter or lead.
- G.** Horses will walk to the judge one at a time. As the horse approaches, the judge will step aside to enable the horse to trot straight to a cone placed 50 feet away. At the cone, the horse will continue trotting, turn to the left and trot toward the left wall or fence of the arena. After trotting, horses will be lined up head to tail for individual inspection by the judge.
- H.** The judge shall inspect each horse from both sides, front and rear and place the horses in order of preference.
- I.** This is a point-earning class. Horses may not cross-enter into any other Halter class at the same show.

11R-RANCH PLEASURE

- A. Open to horses three years of age and older.
- B. This class is intended as a rail class but individuals working off the rail will not be penalized.
- C. The ranch rail pleasure class measures the ability of the horse to be a pleasure to ride while being used as a means of conveyance from one ranch task to another and should reflect the versatility, attitude, and movement of a working horse. The horse should be well-broke, relaxed, quiet, soft and cadenced at all gaits. The horse should be ridden on a relatively loose rein with light contact and without requiring undue restraint. The horse should be responsive to the rider and make timely transitions in a smooth and correct manner. The horse should be soft in the bridle and yield to contact. The ideal ranch rail horse should have a natural head carriage at each gait. In all gaits, movement of the ranch rail pleasure horse should simulate a horse needing to cover long distances, softly and quietly, like that of a working ranch horse. This class should show the horse's ability to work at a forward, working speed while under control by the rider. Light contact should be rewarded and horse shall not be shown on a full drape of reins. The overall manners and responsiveness of the horse while performing the maneuver requirements and the horse's quality of movement are the primary considerations.
- D. The following terminology shall apply:
 - 1. Walk – The walk is a natural, flat footed, four-beat gait. The gait is rhythmic and ground-covering. As in all gaits, the horse should display a level, or slightly above level topline with a bright, attentive expression.
 - 2. Trot – The trot is a natural two-beat gait demonstrating more forward motion than the western jog.
 - 3. Extended Trot – The extended trot is an obvious lengthening of the stride with a definite increase in pace. The horse should be moving in a manner as if it were covering a large area on a ranch with an above level topline.
 - 4. Lope – The lope is a three-beat gait. The lope should be relaxed and smooth with a natural, forward moving stride.
 - 5. Extended Lope – The extended lope is not a run or a race but should be an obvious lengthening of the stride, demonstrating a forward, working speed. The horse should display an above level topline with a bright, attentive expression.
- E. Part of the evaluation of this class is on smoothness of transitions. A horse may be collected from the extended trot as the horse moves into the lope. The transition from the extended lope down to the trot is a transition to the seated trot not the extended trot. Therefore, an extra cue to achieve this gait is expected. Horses that complete this total transition within three strides calmly and obediently should be rewarded. Horses that attempt to stop or do stop prior to trotting will be penalized. Judges expect to see horses that have been trained to respond to cues. To see these cues applied discretely and the horse responding correctly could be a credit-earning situation.
- F. To rein a horse is not only to guide him but also to control his every movement. The best reined horse should be willingly guided or controlled with little or no apparent resistance and dictated to completely. Any movement on his own must be considered a lack of control.
- G. Ranch Rail Pleasure Penalties. A contestant shall be penalized each time the following occur:

1. Too slow/per gait
 2. Over-bridled
 3. Out of frame
 4. Break of gait at walk or jog for 2 strides or less
 5. Break of gait at walk or jog for more than 2 strides
 6. Break of gait at lope
 7. Wrong lead or out of lead
 8. Draped reins
 9. Out of lead or cross-cantering more than two strides
 10. Trotting more than three strides when taking lead
 11. Blatant disobedience (kick, bite, buck, rear, etc.)
 12. Major disobedience or schooling
 13. Spurring in front of cinch
 14. Use of either hand to instill fear/ praise
- H. Ranch Class Apparel and Equipment:** Attire and tack should be clean and presentable. Working tack is encouraged.
1. Hoof polish is discouraged
 2. No braided or banded manes or tail extensions.
 3. Trimming inside ears is discouraged.
 4. Trimming bridle path, fetlocks or excessively long facial hair is allowed.
 5. Equipment with silver should not count over a good working outfit. Silver bridles and saddles are discouraged.
- I.** Only one hand may be used on the reins, except for junior horses shown with an acceptable snaffle bit or hackamore/bosal. Hands must not be changed. Hands to be around reins. One finger between reins permitted when using split reins only. While horse is in motion, hands shall be clear of the horse and saddle except that it is permissible to hold the saddle horn with either hand.
- J.** Posting at the extended trot is acceptable.
- K.** Class shall work both ways of the ring at all requested gaits.

15R-RANCH TRAIL

- A.** Open to horses three years of age and older.
- B.** This class will be judged on the performance of the horse over the obstacles, with emphasis on manners, response to the exhibitor, and on how the partnership of the horse/ rider works together. Credit will be given to the horse that negotiates the obstacles with style, expression, and some degree of speed, providing carefulness is not sacrificed. Credit will be given to horses showing the capability of picking their own way through the course when obstacles warrant it and exhibiting trust in the rider when negotiating the more difficult obstacles.
- C** Ranch Class Apparel and Equipment: Attire and tack should be clean and presentable. Working tack is encouraged.
1. Hoof polish is discouraged.
 2. No braided or banded manes or tail extensions.
 3. Trimming inside ears is discouraged.
 4. Trimming bridle path, fetlocks or excessively long facial hair is allowed.
 5. Equipment with silver should not count over a good working outfit. Silver bridles and saddles are discouraged.
 6. In ranch trail, exhibitors should outfit horse with a breast collar and back cinch for safety.

- D. Horse shall be penalized for any unnecessary delay while approaching the obstacles. The horse/rider team should negotiate each obstacle with calmness and patience, moving safely through each obstacle. Horses should show awareness, be attentive and not spook, shy or spin. The horse should not stumble, tick or clip obstacles.
- E. A minimum of six (6) obstacles (maximum of twelve (12) obstacles) will be used. The course shall be returned to its original design after each horse has worked.
1. Obstacles should be representative of challenges found on the trail or simulate what may be experienced by a horse/ rider on a ranch.
 2. The course must be posted at least one hour before scheduled time of class.
- F. Each obstacle should receive an obstacle score and is subject to penalty that should be subtracted. Each obstacle should be scored on the following basis, ranging from plus 1 ½ to minus 1 ½- 1 ½ extremely poor, -1 very poor, - ½ poor, 0 correct, + ½ good, +1 very good, + 1 ½ excellent. Obstacle scores are to be determined and assessed independently of penalty points. Penalties should be assessed as follows:
1. Disqualification (from entire class)
 - i. Use of two (2) hands (except Junior horses shown with a snaffle bit or hackamore)
 - ii. Use of romal in an improper or prohibited manner
 - iii. Performing the obstacles other than in specified order.
 - iv. No attempt to perform an obstacle
 - v. Equipment failure that delays completion of pattern
 - vi. Touching the horse on the neck to lower the head
 - vii. Fall to the ground by horse or rider
 - viii. Riding outside designated boundary marker of the course
 - ix. Failure to enter, exit or work obstacle from correct side or direction
 - x. Failure to perform correct line of travel within or between obstacles
 - xi. Third refusal, balk or attempt to evade an obstacle by shying or backing away more than 2 strides
 - xii. Willful abuse or any inhumane treatment of horse
 2. ½ - point penalty
 - i. Each tick of log, pole, cone or obstacle
 3. 1-point penalty
 - i. Each hit of or stepping on a log, pole, cone or obstacle
 - ii. Break of gait at walk or jog for two strides or less
 - iii. Both front or hind feet in a single-strided slot or space
 - iv. Skipping over or failing to step into required space
 - v. Split pole in lope-over
 4. 3-point penalty
 - i. Break of gait at walk or jog for more than 2 strides
 - ii. Out of lead or break of gait at lope (except when correcting an incorrect lead)
 - iii. Knocking down an elevated pole, cone, barrel or plant obstacle or severely disturbing an obstacle.
 - iv. Stepping outside the confines of, falling or jumping of an obstacle (back through, bridge, side pass, box, water box) with one foot.
 5. 5-point penalty

- i. Dropping slicker or object required to be carried on course
 - ii. First refusal, balk or attempt to evade an obstacle by shying or backing more than 2 strides away
 - iii. Loss of control or letting go of gate
 - iv. Stepping outside the confines of, falling or jumping off an obstacle (back through, bridge, side pass, box, water box) with more than one foot
 - v. Blatant disobedience (kicking out, biting, rearing, striking)
 - vi. Failure to ever demonstrate the correct lead or gait if desired
 - vii. Failure to complete obstacle
 - viii. Second refusal, balk or attempt to evade an obstacle by shying away or backing more than 2 strides away.
 - ix. Use of either hand to instill fear or praise
- G.** Only one hand may be used on the reins, except for junior horses shown with an acceptable snaffle bit or hackamore/bosal. Hands must not be changed except that it is permissible to change hands to work with an obstacle. While the horse is in motion, there shall be no changing of hands on the reins. Hands to be around reins. One finger between reins permitted when using split reins only. While horse is in motion, hands shall be clear of the horse and saddle except that it is permissible to hold the saddle horn with either hand.
- H** There are not mandatory obstacles. The course is to be set up at the discretion of the show management and/or judges. Obstacles should be constructed of safe material, and test the horse and rider's skills. Suggested obstacles include, but are not limited to:
1. Side pass (over obstacle is optional). May be elevated to 12" (30.48 cm) maximum
 2. Ride over at least four logs or poles. These can be in a straight line, curved, zigzag, raised or combination. The space between poles/logs is not required to be measured as obstacles on a trail are random. Care shall be taken to design the course with safety in mind when determining the gait at which the obstacles will be maneuvered.
 3. Ride over wooden bridge. Minimum width shall be 36" (91.44 cm) wide and at least 6 feet (1.83 m) long. Bridges should be sturdy, safe and negotiated at a walk only.
 4. Opening, passing through and closing gate. A gate that will not endanger horse or exhibitor must be used. If the gate has a metal, plastic or wooden support bar under the opening, contestants must work the gate moving forward through it.
 5. Water hazard (ditch or small pond). No metal or slick bottom-boxes shall be used.
 6. Carry object from one part of arena to another. Only objects that might reasonably be carried on a trail may be used.
 7. Backing obstacle.
 8. Pick up a slicker while mounted, put it on and take it off.
 9. Dismount and ground tie.
 10. Load into a trailer.
 11. Drag an obstacle. Rider may hold rope or dally once, no tying hard and fast. At no time should the rider or horse get tangled in the rope. Horses should stand quietly during the preparation and then pull or

drag in control.

12. Live animals may be used on the trail course.

13. Rope a steer head. The object is not to judge the ability of the exhibitor to rope but the patience and willingness of the horse in allowing the rider to complete the task at hand.

I. Posting at the extended trot is acceptable.

18R-RANCH RIDING

A. The purpose of Ranch Riding should reflect the versatility, attitude, and movement of a working horse. The horse's performance should simulate a horse riding outside the confines of an arena and that of a working ranch horse. This class should show the horse's ability to work at a forward, working speed while under control by the rider. Light contact should be rewarded and horse shall not be shown on a full drape of reins. The overall manners and responsiveness of the horse while performing the maneuver requirements, and the horse's quality of movement are the primary considerations.

B. Offered as an all age class for open, and for horses three years of age or older.

C. No horse may cross enter into any other western pleasure class at the same show (exception: Ranch Pleasure).

D. CLASS REQUIREMENTS:

1. Each horse will work individually, performing both required and optional maneuvers, and scored on the basis of 0 to 100, with 70 denoting an average performance.

2. The required maneuvers will include the walk, trot, and lope both directions; the extended trot and extended lope at least one direction; as well as stops, and back.

3. Three optional maneuvers may include a side pass, turns of 360 or more, change of lead (simple or flying), walk, trot or lope over a pole(s); or some reasonable combination of maneuvers that would be reasonable for a ranch horse to perform.

4. The maneuvers may be arranged in various combinations with final approval by the judge.

5. The overall cadence and performance of the gaits should be as those described in Western Performance Gaits, with an emphasis on forward movement, free-flowing, and ground covering for all gaits. Transitions should be performed where designated, with smoothness and responsiveness.

6. No time limit.

7. One of the suggested five patterns may be used, however a judge may utilize a different pattern as long as all required maneuvers and the three (or more) optional maneuvers are included.

E. Ranch Riding Apparel and Equipment

1. Hoof polish is discouraged.

2. No braided or banded manes and no artificial hair extensions.

3. Trimming inside ears is discouraged.

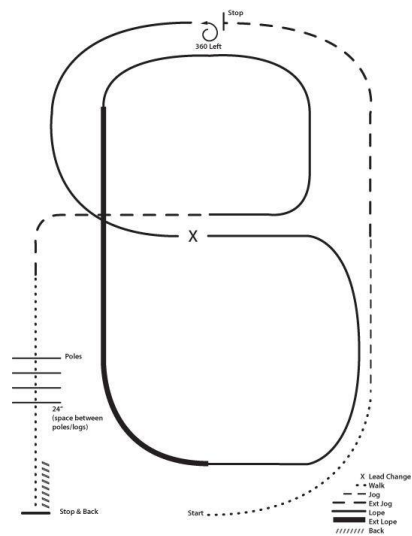
4. Trimming bridle path is allowed, also trimming of fetlocks or excessive (long) facial hair.

5. Equipment with silver should not count over a good working outfit. Silver on bridles and saddles is discouraged.

6. It is suggested that competitors use a breast collar and rear cinch. Horses, five years of age or younger, may be shown in a snaffle, bosal, or curb bit. Senior horses must use a curb bit. When a bit is used, the mouthpiece must be at least 5/16" and not more than 3/4" in diameter measured one inch from cheek and must be smooth. Nothing may protrude below the mouthpiece such as extensions or prongs. A standard western curb bit must not be longer than 8 1/2 inches measured on the outside length from the top bridle attachment to the rein attachment. The port must not be higher than 3 1/2 inches with rollers and covers acceptable. Broken mouthpieces, halfbreeds and spades are standard. Split reins shall be used with all bits except that a romal is acceptable with a curb bit. Closed reins are not allowed except as standard romal reins or standard mecate reins which include a tie rope with snaffle bit or bosal. Curb straps are required for curb bits and the curb chains or straps must be at least 1/2 inch in width and must lie flat against the horse's chin. No wire curbs are permitted, regardless of the amount of padding or tape. Absolutely no iron will be permitted under the jaws. Prohibited equipment includes tie downs, cavessons, gag bits, mechanical hackamores and running martingales.
- F. Ranch Riding Penalties. A contestant shall be penalized each time the following occur:
1. One (1) point penalties
 - a. Too slow/per gait
 - b. Over-Bridled
 - c. Out of Frame
 - d. Break of gait at walk or jog for 2 strides or less
 - e. Split log at lope
 - f. Hit or tick of log, pole, cone or obstacle
 2. Three (3) point penalties
 - a. Break of gait at walk or trot for more than 2 strides
 - b. Break of gait at lope
 - c. Wrong lead or out of lead
 - d. Draped reins.
 - e. Severe disturbance of any obstacle
 - f. Out of lead or cross-cantering more than two strides when changing leads, trotting more than three strides when making a simple lead change.
 3. Five (5) point penalties
 - a. Blatant disobedience (kick, bite, buck, rear, etc.)
 - b. Each refusal
 4. Placed below horses performing all maneuvers
 - a. Incomplete maneuver
 5. Zero (0) score
 - a. Illegal equipment (including braided or banded manes or tail extensions)
 - b. Willful abuse
 - c. Major disobedience or schooling
 - d. More than one (1) finger between reins or more than one (1) hand on reins except for Junior horses ridden with snaffle/hackamore or mecate with snaffle.
 - e. Eliminates maneuver(s)

f. Failure to complete pattern as written

Ranch Riding Pattern #1



1. Walk
2. Trot
3. Extend the trot ,at the top of the arena, stop
4. 360 turn to the left
5. Left lead $\frac{1}{2}$ circle, lope to the center
6. Change leads (simple or flying)
7. Right lead $\frac{1}{2}$ circle
8. Extended lope up the long side of the arena (right lead)
9. Collect back to a lope around the top of the arena and back to center
10. Break down to an extended trot
11. Walk over poles
12. Stop and back

Ranch Riding Pattern #2

AQHA LEVEL I
CHAMPIONSHIPS

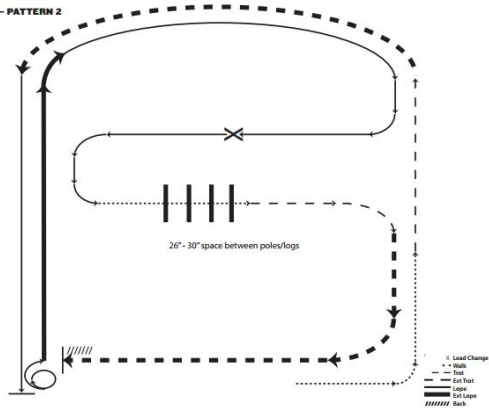


Ranch Riding

Level I Youth
Level I Amateur

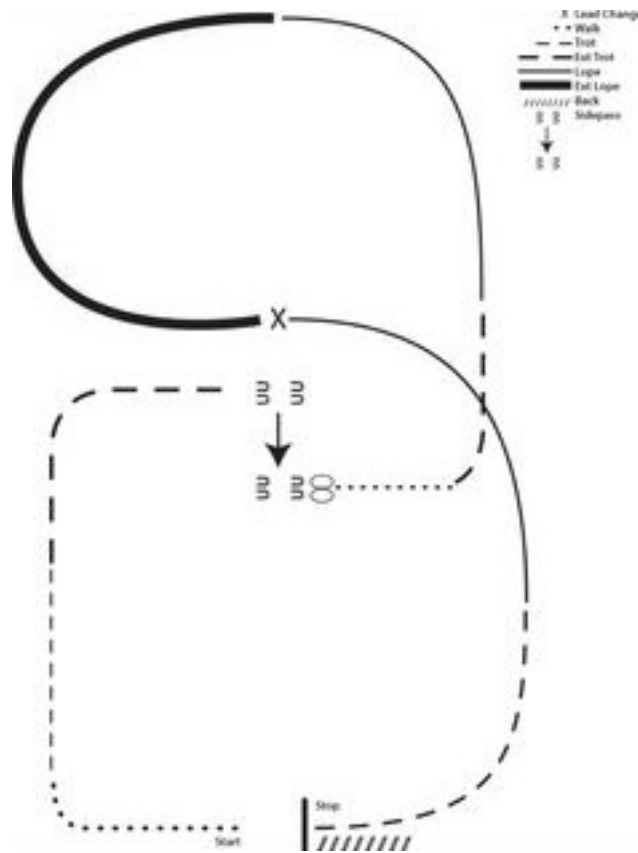
Rookie Youth
Rookie Amateur

RANCH RIDING - PATTERN 2



- | | |
|--|---|
| 1. Walk | 8. Change leads (simple or flying) |
| 2. Trot | 9. Walk |
| 3. Extended trot | 10. Walk over logs |
| 4. Left lead lope | 11. Trot |
| 5. Stop, 1/2 turn right | 12. Extended trot |
| 6. Extended lope | 13. Stop and back |
| 7. Collect to working lope-right lead | |

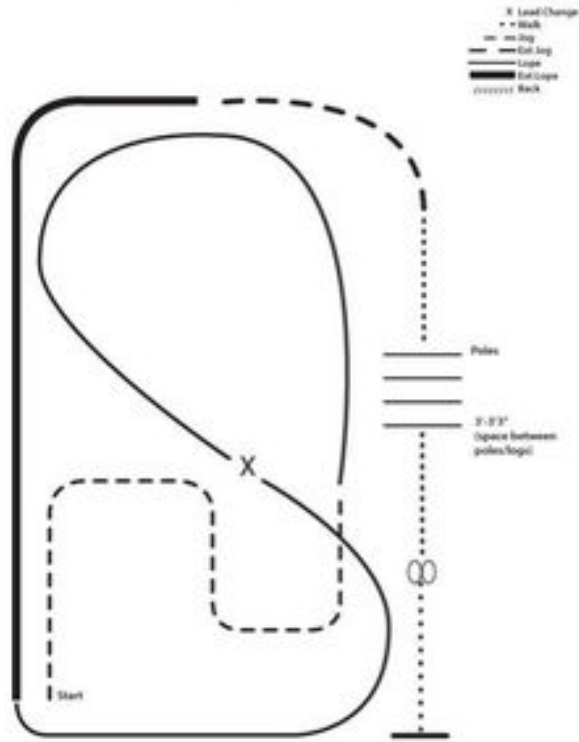
Ranch Riding Pattern #3



1. Walk to the left around corner of the arena
2. Trot
3. Extend alongside of the arena and around the corner
4. Stop. Side pass right
5. 360 turn each direction (either way first)
6. Walk
7. Trot
8. Lope left lead
9. Extend the lope
10. Change leads (simple or flying)
11. Collect to the lope
12. Extend trot
13. Stop and Back

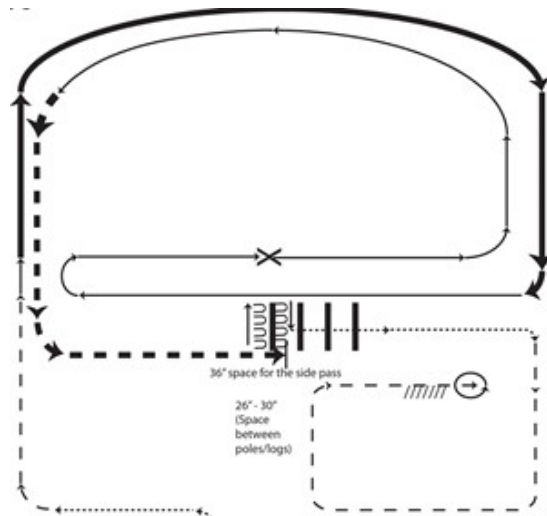
Ranch Riding Pattern #4

RANCH PLEASURE – PATTERN IV



1. Walk
2. Trot Serpentine
3. Lope left lead around the end of the arena and then diagonally across the arena
4. Change leads (simple or flying) and
5. Lope on the right lead around end of arena
6. Extend lope on the straight away and around corner to the center of the arena
7. Extend trot around corner of the arena
8. Collect to a trot
9. Trot over poles
10. Stop, do 360 turn each direction (either direction first)
11. Walk, stop and back

Ranch Riding Pattern #5



1. Walk
2. Trot
3. Extended lope-right lead
4. Lope – right lead
5. Change leads (simple or flying)
6. Lope left lead
7. Extended trot
8. Stop, side pass left, side pass right, ½ way
9. Walk over logs
10. Walk
11. Trot square
12. Stop, 360 turn left, back

WR-00 ADULT WALK TROT RULES AND REGULATIONS

WR-01 ADULT WALK TROT CLASS APPROVALS

A. Refer to SR-00 of this Handbook.

WR-02. ADULT WALK TROT ELIGIBILITY

- A. An individual must be 19 as of January 1 of the year or competition. A Walk Trot membership is required in addition to regular membership.
- B. An exhibitor with a Walk Trot membership may show in the Walk Trot classes and only halter, dun factor, longe line, in hand trail and pleasure driving. An exhibitor may renounce their Walk Trot card for the calendar year upon written notice received by IBHA. The exhibitor may reapply the following year for classification in Walk Trot.
- C. An exhibitor who renounces their Adult Walk Trot card for the calendar year and subsequently shows or attempts to show in an Adult Walk Trot class that calendar year is subject to discipline of any kind (at the discretion of the IBHA Executive Committee) which may include, but is not limited to, suspension and/or loss of points.

WR-03 ELIGIBILITY OF HORSES

- A.** Horses exhibited by the Walk Trot exhibitor must be solely owned by the IBHA Walk Trot member or the member's spouse, child, step child, father, mother, stepparent, sibling, half sibling, step sibling, grandparent, step grandparent, in-laws, aunt, uncle or legal guardian (as evidenced by court documents), or owned by the institution in which the contestant is enrolled as a ward. Separate legal entities, such as family corporations, trusts, or partnerships, are also authorized owners of the Walk Trot exhibitor's horse so long as all legal and equitable owners and beneficiaries of the legal entity are individuals specifically authorized by this rule. Such ownership must be evidenced by the records of IBHA and the registration certificate must show as owner, by proper endorsement of IBHA at the time the horse is entered in any Walk Trot class. Show management must inspect the original, or photocopy of, registration certificate for each horse entered in an approved class.
- B.** Horses under lease are allowed to show in IBHA Walk Trot classes if eligible under AQHA rules.
- C.** Stallions, mares or geldings may be shown in IBHA Walk Trot events.
- D.** All other IBHA rules apply.

WR-04 ADULT WALK TROT CLASS LISTING

- 1.** 3W - WALK ONLY SHOWMANSHIP – To be judged in the same manner as any other showmanship class, but at the walk only.
 - 2.** 11W - WALK TROT WESTERN PLEASURE – To be judged in the same manner as any other Western Pleasure class but omitting the lope.
 - 3.** 12W – WALK TROT HUNTER UNDER SADDLE To be judged the same as any other Hunter Under Saddle class, but omitting the canter or hand gallop.
 - 4.** 15W – WALK TROT WESTERN TRAIL - To be judged in the same manner as any other Western Trail class but omitting the lope.
 - 5.** 19W – WALK TROT BARREL RACING - - To be judged in the same manner as any other Barrel Racing class but omitting the lope.
 - 6.** 20W – WALK TROT POLE BENDING - - To be judged in the same manner as any other Pole Bending class but omitting the lope.
 - 7.** 27W - WALK TROT HORSEMANSHIP – To be judged with a simple pattern but omitting the lope. Will not be asked to mount or dismount
 - 8.** 28W – WALK TROT HUNT SEAT EQUITATION – To be judged with a simple pattern but omitting the canter. Will not be asked to drop reins, mount or dismount.
- A.** ATTIRE AND TACK must meet the standards pertaining to equipment/tack.
 - B.** A horse may not be shown by more than one exhibitor in the same event in the Adult Walk trot division at the same show.
 - C.** DISQUALIFICATION In Showmanship and Horsemanship: Exhibitors going off pattern, knocking over or on wrong side of cone, never performing specified gait, or overturning more than ¼ turn than designated, shall not be disqualified, but must always place below exhibitors not incurring a disqualifying fault.

WR-05 ADULT WALK TROT AWARDS

- A.** Points shall accumulate based on a one horse/one exhibitor combination.
- B.** POINTS. Points earned in this class will count toward IBHA Adult Walk Trot Register of Merit, Championship (minimum 15 showmanship and 15 performance points) and Superior. These awards must be earned under 5

shows under 5 different judges. Honor Roll will also be awarded IBHA reserves the right to issue any IBHA Adult Walk Trot World Champion or Adult Walk Trot Reserve World Champion titles and any other awards as approved by the IBHA Executive Committee.

Points in this class will not count toward any other IBHA awards

BB-00 BUCKSKIN BRED RULES AND REGULATIONS

BB-01 BUCKSKIN BRED CLASSES

A. The following classes are approved in the Buckskin Bred Division

1. HALTER CLASSES – To be judged under the same rules as the Open Halter Classes.

1BM – Mare Halter – All Ages

1BS – Stallion Halter – All Ages

1BG – Gelding Halter – All Ages

1BR – Ranch Conformation

For rules pertaining to this class refer to Rule RR-1R.

2. PERFORMANCE CLASSES:

11B – Western Pleasure

For rules pertaining to this class refer to Rule OR-11.

12B- Hunter Under Saddle

For rules pertaining to this class refer to Rule OR-12.

11BR – Ranch Pleasure

For Rules pertaining to this class refer to Rule RR-11R.

15BR – Ranch Trail

For Rules pertaining to this class refer to Rule RR-15R.

18BR – Ranch Riding

For Rules pertaining to this class refer to Rule RR-18R.

The following awards can be earned in the Buckskin Bred Division:

Register Of Merit, Championship, Honor Roll, Reserve Honor Roll. IBHA reserves the right to issue any IBHA Buckskin Bred World Champion or Buckskin Bred Reserve World Champion titles and any other awards as approved by the IBHA Executive Committee.

See Rule SR-19 for points and show requirement for the above awards.

FEES EFFECTIVE JANUARY 1, 2023

MEMBERSHIP FEES:

Annual	\$ 30.00
Amateur	\$15.00 (in addition to annual membership)
Amateur Select	\$15.00 (in addition to amateur membership)
Adult Walk Trot	\$15.00(in addition to annual membership)
Youth	\$15.00
Lifetime	\$300.00

REGISTRATION FEES

	MEMBER	NONMEMBER
Stallions	\$45.00	\$75.00
Mares	\$45.00	\$75.00
Geldings	\$45.00	\$75.00
Buckskin Bred – All Ages	\$45.00	\$75.00
Appendix (Current year)	\$25.00	\$55.00
Advancement Fee:		
Prior to Dec. 31 of Yearling Year	No Charge	\$30.00
After Dec. 31 of Yearling Year	\$20.00	\$40.00
Duplicate Certificate	\$20.00	\$40.00
Corrected Certificate	\$20.00	\$40.00
Transfer Fee	\$20.00	\$40.00
Name Change (Of Horse)	\$30.00	\$60.00
Rush Fee	\$20.00	
Laminating Membership Card	\$ 5.00	

COMPUTER FEES

Horse Show Record to Owner	\$ 5.00	\$15.00
Horse Show Record to Non-owner	\$10.00	\$25.00
Youth Show Record	\$ 5.00	\$15.00
Amateur Show Record	\$ 5.00	\$15.00

SHOW APPROVAL FEES

Single Judge Show	\$ 40.00
Double Judge Show	\$ 80.00
Triple Judge Show	\$120.00
Dunarama Show	\$100.00/day

NON NEGOTIABLE CHECKS

Fee of \$35.00 shall be applied for each non-negotiable check to be added to the amount of each check regardless of the amount of such non-negotiable checks.

